



Panacea®

# 6300 BARIATRIC FREE-STANDING TRAPEZE

## Assembly and Operation Manual

*Please keep and refer to this Owner's Manual.*

Read this Assembly and Operation Manual, along with your Bed Owner's Manual, completely and carefully before proceeding with assembly procedures. If you require an additional copy of the Panacea 6300 Bariatric Bed Owner's Manual that accompanied your Panacea® 6300 Bariatric Bed, contact Direct Supply Equipment & Furnishings®.

**If you do not feel capable of performing this assembly, STOP – please contact Direct Supply Equipment & Furnishings or a capable service person to finish the assembly for you. Improper assembly will affect user safety and may void your warranty.**

# Introduction

## Table of Contents

Definitions & Symbols.....	2
Device Description .....	2
Intended Use.....	2
Warnings .....	3
Trapeze Specifications.....	4
Assembly & Directions for Use.....	5 - 9
Cleaning & Maintenance .....	10
Limited Warranty.....	11
Customer Service.....	12

## Definitions & Symbols

This manual includes important information about the safety of personnel and equipment. As you read through this manual, be aware of the symbols and their meanings.

**DANGER:** Information appearing under the DANGER symbol concerns the protection of personnel from direct and pending hazards that, if not avoided, will result in immediate, serious personal injury or death, in addition to damage of the equipment.

**WARNING:** Information that appears under the WARNING symbol concerns the protection of personnel from possible hazards that can result in injury or death, in addition to damage of the equipment.

**CAUTION:** Information that appears under the CAUTION symbol concerns the protection of personnel from possible hazards that may result in minor injury or damage of the equipment.

**NOTE:** Information that appears under the NOTE text gives added information, which helps in understanding the item being described.

**⚠:** Attention! Read the instructions.

**DEVICE:** Your Panacea® 6300 Bariatric Free-Standing Trapeze.

**YOU and YOUR:** The facility, community, or other person or entity that has purchased the product.

**WE, US and OUR:** Direct Supply Manufacturing, Inc.

## Device Description

The Panacea 6300 series bariatric trapeze is a floor-mounted static device that allows residents to reposition themselves in bed, and is intended for use within an institutional healthcare environment, Application Environment 3 (i.e. Skilled Nursing, Transitional Care, Rehabilitation Care, Assisted Living).

Compliance with the regulations and guidelines as specified by your facility is recommended.

This device is only compatible with Panacea 6300 bariatric beds.

# Warnings

Read and follow all directions and warnings before using this device. Do not operate this device without first reading and understanding this manual. Damage or injury may result from improper use of this device. The information contained in this document is subject to change without notice.

**⚠ WARNING:** This device is only a tool as part of an overall care plan. Failure to comply with all instructions, warnings and precautions, or using the device for a purpose other than the recommended use, could result in bodily injury or death. This device is not designed to replace good caregiving practices including, but not limited to:

- Direct patient and resident supervision
- Adequate care plans and training for staff personnel for entrapment and fall prevention
- Inspection and testing before use

**⚠ DANGER:** THIS DEVICE IS DESIGNED FOR ASSISTANCE PURPOSES ONLY. THIS DEVICE SHOULD NOT BE USED TO SUPPORT THE TOTAL BODY WEIGHT OF AN INDIVIDUAL. SAFE WORKING LOAD OF THIS DEVICE IS 350 POUNDS.

**⚠ DANGER:** This device is designed to assist an individual by providing support, increasing stability and assisting the user when repositioning in bed. THIS DEVICE IS NOT DESIGNED TO MOVE A PATIENT OR RESIDENT IN AND OUT OF BED.

**⚠ WARNING:** Do not use this device without proper instruction and supervision from a healthcare professional.

**⚠ WARNING:** No part or component of a Panacea 6300 Bariatric Free-Standing Trapeze should be used with non-Panacea beds, lifts or trapezes.

**⚠ WARNING:** After assembly and before use, make sure all attaching hardware is securely tightened.

**⚠ CAUTION:** When using this device for repositioning, care should be taken to ensure the resident at no time is placing his or her entire body weight on the raised head or foot sections of the bed.

**⚠ WARNING:** Supervision is required when this product is operated by or near children or people with disabilities.

# Trapeze Specifications

Item #	#0-67583
Total Height	69½" (176.5 cm)
Total Width	32½" (82.5 cm)
Total Depth	58" (147 cm)
Width Between Legs	28½" (72 cm)
Boom Length	40" (102 cm)
Product Weight	106 lbs. (48 kg)
Shipping Weight	116 lbs. (52.5 kg)
Weight Capacity	350 lbs. (158 kg)

# Assembly & Directions for Use

## **Trapeze Package Contents:**

- (2) Main Frame Legs
- (1) Mid-Section
- (1) Boom
- (1) Bar and Handle
- (1) Hold-down Bracket
- (12) ½" Long Bolts
- (4) 6" Long Bolts
- (16) Washers
- (4) Lock Nuts
- (4) End Caps to go over Lock Nuts

## **Required Tools for Assembly:**

- 7/32" Hex Key
- 9/16" Wrench

Prior to installation, verify all package contents have been received in good condition. If components are damaged or missing, contact Direct Supply Equipment & Furnishings immediately. DO NOT use substitute parts or assemble the device while missing parts.

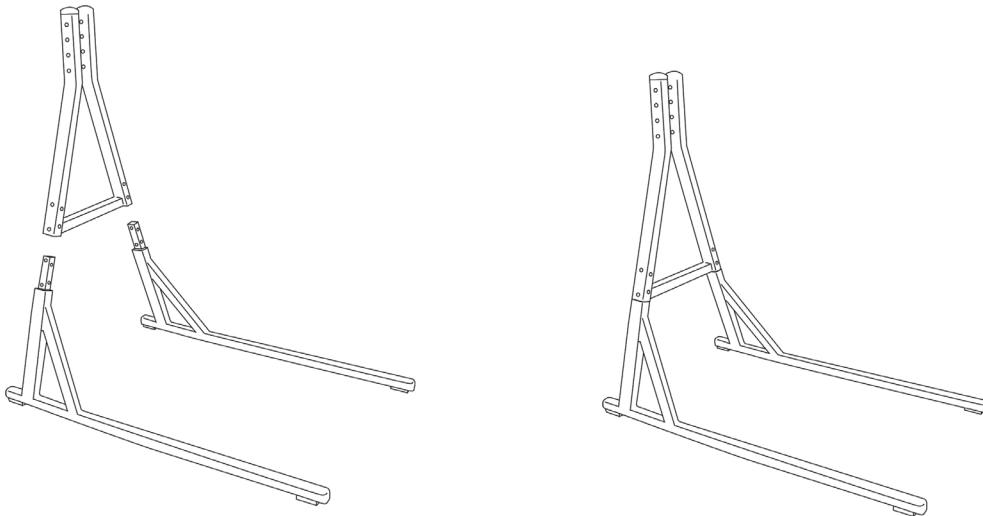
# Assembly & Directions for Use

## Step 1

Clear a work space and remove all contents from shipping box. You can use the top of the box to place unwrapped items in.

## Step 2

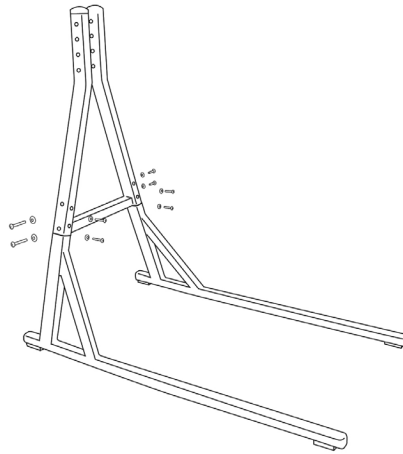
Place trapeze legs on floor. Make sure foot pads are on the floor. Next, attach mid-section on the posts coming up from the trapeze legs.



# Assembly & Directions for Use

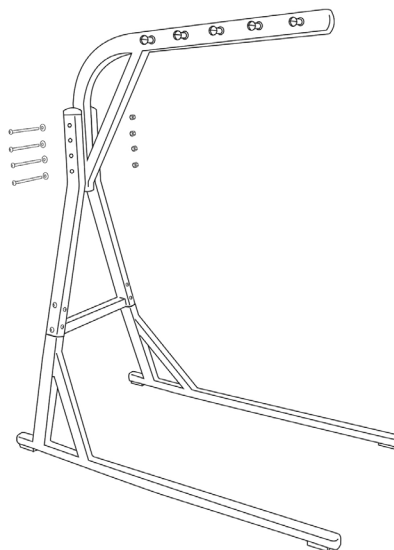
## Step 3

Use the (12) ½" long hex bolts and washers to attach the mid-section to the trapeze legs.



## Step 4

Use the (4) 6" long hex bolts, washers and lock nuts to attach the trapeze boom to the mid-section.



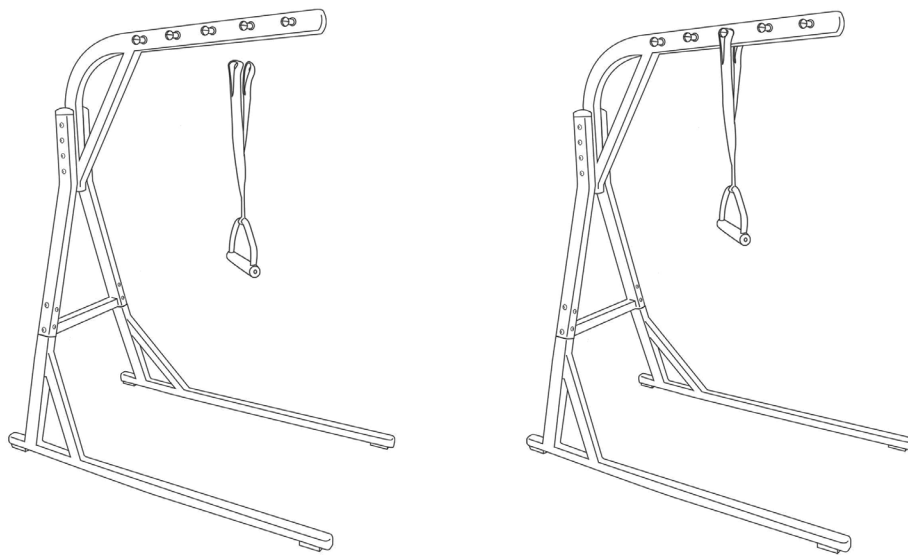
# Assembly & Directions for Use

## Step 5

Check to ensure all bolts are tightened and secure. **Not doing so may result in injury to the patient/resident or staff.**

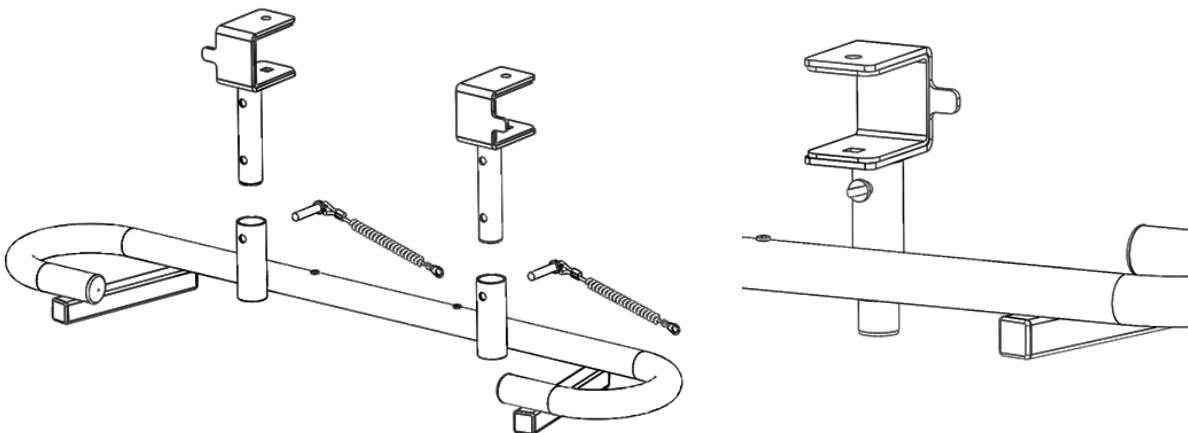
## Step 6

Attach the trapeze handle to an appropriate spot for the resident.



## Step 7

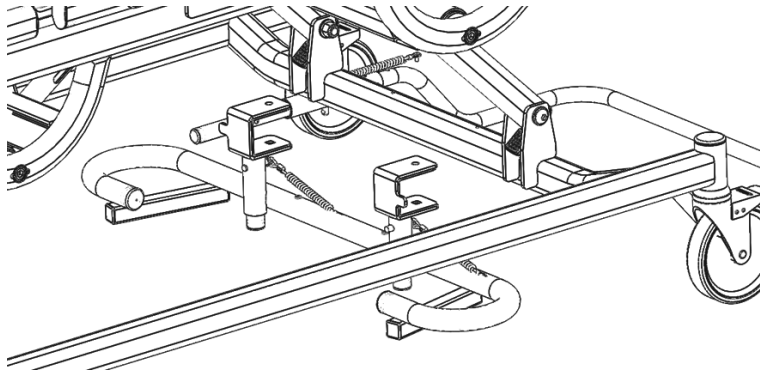
If the bed is not in the center of the room, move it to a location that provides access to both sides. Assemble the trapeze hold-down assembly with the open side of the brackets facing the direction shown below. Assemble the hold-down in its shortest configuration using the top holes in the bracket tubes.





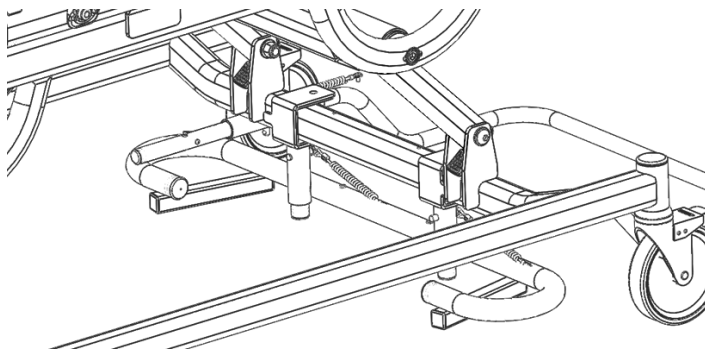
## Step 8

Raise the bed to its highest position. Insert the trapeze hold-down assembly into the center opening of the bed frame.



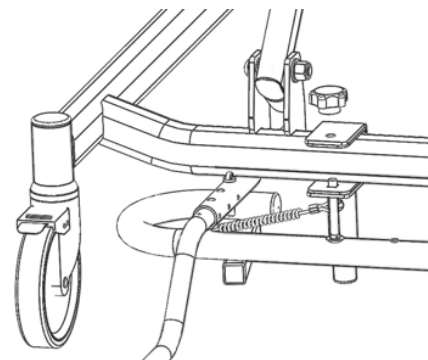
## Step 9

Slide the assembly forward until the brackets are engaged with the frame tube.



## Step 10

Insert the bolt into the bracket from the bottom and tighten knob on end of bolt. Repeat for other side.



**YOU HAVE NOW COMPLETED THE ASSEMBLY OF YOUR PANACEA 6300 BARIATRIC FREE-STANDING TRAPEZE.** Be sure to double-check all bolts and part placements on the trapeze. Also, be sure to remove all packaging materials from the area before allowing residents into the area.

Prior to use, be sure to read and refer to the full Owner's Manual for additional warnings. ALWAYS test this device prior to each use.

# Cleaning & Maintenance

- **The trapeze frame should be cleaned periodically using a mild detergent and water. Be sure to completely dry the trapeze frame before use. When washing the trapeze straps, use only mild detergent and water. DO NOT USE BLEACH. Allow straps to completely air-dry before use. Do not place straps in a dryer.**

## **Prior to First Use Per Patient Maintenance:**

- Check and tighten all hardware
- Inspect the frame and strap for wear or damage
- Verify proper function of each feature

## **Quarterly Maintenance**

- Check and tighten all hardware
- Inspect the frame and strap for wear or damage
- Verify proper function of each feature

# Limited Warranty

We offer to you, as the original purchaser, a warranty for the Panacea® 6300 Bariatric Free-Standing Trapeze. Our warranty applies for the limited warranty period stated below. If any device or device part listed below is defective in material or workmanship during the applicable limited warranty period, we will repair or replace it at our cost. Please note that the decision to repair or replace a device or device part will be at our discretion. Our warranty applies only if the device is properly maintained by the original purchaser for normal, indoor use and does not cover normal wear and tear, modification of the device, or damage caused by abuse, improper use, failure to maintain, use which exceeds the published device limitations, or the combination of any device with another product. In addition, our warranty does not cover fading, colorfastness, stains, spills or exposure to chemicals, odors, heat or light. In certain cases, we may provide you repair or adjustment instructions and/or replacement parts, and ask you to perform a repair or adjustment or replace a defective part.

Our warranty gives you specific legal rights, and you may also have other rights, which vary from state to state. Please note that our limited warranty period begins when we ship the device to you. The limited warranty period and our obligations under the warranty end once you transfer the device to someone else, or at the end of the applicable limited warranty period identified below, whichever is earlier.

<b>Device</b>	<b>Warranty (Parts Only)</b>	<b>Anticipated Usable Device Life</b>
<b>Panacea® 6300 Bariatric Free-Standing Trapeze</b>	<b>3 Years on Frame</b>	<b>5 years</b>

Anticipated Usable Device Life is based on normal use with proper maintenance, cleaning and storage. You should still inspect, monitor and care for the device as described in this guide, as the device may need to be replaced sooner than anticipated in particular situations.

DIRECT SUPPLY MANUFACTURING, INC. MAKES NO IMPLIED WARRANTIES OF MERCHANTABILITY OR FITNESS FOR A PARTICULAR PURPOSE; THESE AND ALL OTHER IMPLIED WARRANTIES ARE SPECIFICALLY DISCLAIMED. TO THE FULLEST EXTENT ALLOWED BY LAW, DIRECT SUPPLY MANUFACTURING, INC. WILL NOT BE LIABLE FOR ANY INCIDENTAL, SPECIAL, CONSEQUENTIAL OR PUNITIVE DAMAGES, OR LOST PROFITS THAT MAY RESULT FROM THE DEVICE OR YOUR USE OR INABILITY TO USE THE DEVICE EVEN IF ADVISED OF THE POSSIBILITY OF SUCH DAMAGES. OUR TOTAL LIABILITY TO YOU, IF ANY, IS LIMITED TO THE PRICE OF THE PRODUCT OR SERVICE GIVING RISE TO YOUR CLAIM. Some states do not allow an exclusion or limitation of incidental or consequential damages, or how long an implied warranty lasts, so the above limitations or exclusions may not apply to you. If implied warranties are not excluded, and to the extent allowed by law, we limit any and all implied warranties to the applicable warranty period identified above. Except for rights under any applicable state law, the remedies provided under this warranty are your sole and exclusive remedy for any breach of our warranty and state the entire limit of our responsibilities.

# Customer Service

Our promise to you is that you will have a convenient and easy ordering experience, receive a quality Panacea® 6300 Bariatric Free-Standing Trapeze and enjoy outrageous customer service. If you have any questions about the Free-Standing Trapeze you have purchased or would like to request warranty service, please contact: **Direct Supply Equipment & Furnishings** at 1-800-634-7328, 6767 N. Industrial Road, Milwaukee, WI 53223, DearDirect@DirectSupply.net.



*DirectSupply.com*

---

*Aptura / Equipment & Furnishings / Capital Projects / DSSI / TELS*

---

Panacea® products are available to purchase exclusively through Direct Supply® Equipment & Furnishings™, a division of Direct Supply®, Inc. Distributed by Direct Supply Manufacturing, Inc. 6699 N Industrial Road, Milwaukee, WI 53223.

© 2011-2015 Direct Supply Manufacturing, Inc. All Rights Reserved. Direct Supply®, Panacea®, and all associated logos are the registered trademarks of Direct Supply, Inc., used under license.