



"WE MAKE THE KITCHEN BETTER!"

Top Mount Reach-In Refrigerators

MODELS:

MBF8004GR / MBF8005GR / MBF8006GR

Standard Features

- Top mount compressor with environmentally Friendly R290 refrigerant
- Stainless steel exterior & interior
- Carel digital controller
- Maintains temperatures between -33°F to 40°F
- LED interior light(s)
- Recessed door handle(s)
- Door lock(s) standard
- Magnetic door gasket(s) standard for positive door seal
- Pre-installed casters
- Three(3) pre-installed shelves per section
- Down duct refrigeration to ensure even distribution of air

Optional Accessories

- Extra shelves – includes 4 shelf clips per shelf
MBF8004GR shelf part #: W0402389
MBF8005GR shelf part #: W0402385
MBF8006GR shelf part #: W0402385 left/right shelf, part #: W0402386 middle shelf

For the best results of food preservation we recommend setting your refrigerator between 33 °F to 38 °F

1. Don't forget to leave the unit some room to breathe!
2. Please clean the condenser frequently to give the unit more fresh air.



MBF8004GR



MBF8005GR



MBF8006GR





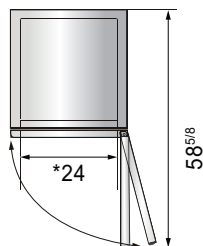
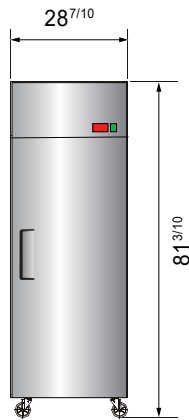
"WE MAKE THE KITCHEN BETTER!"

SPECIFICATIONS

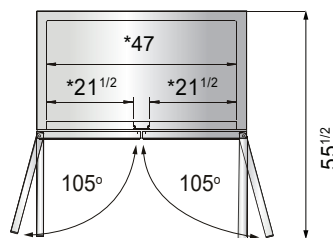
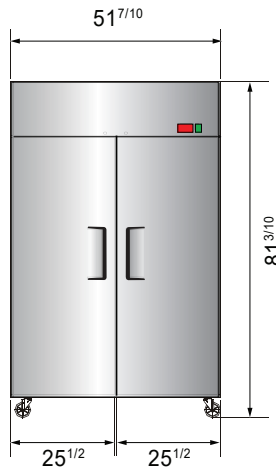
Models	Door	Capacity (Cu.Ft.)	Shelves	Casters (inch)	Rated Current (A)	Voltage (V/Hz/Ph)	HP	Refrigerant	Exterior Dimensions (inch)	Net Weight (lbs)	Gross Weight (lbs)
MBF8004GR	1	21.4	3	4	2.1	115/60/1	1/7	R290	28 ^{7/10} ×31 ^{7/10} ×81 ^{3/10}	220	254
MBF8005GR	2	43.2	6	4	3.2	115/60/1	1/5	R290	51 ^{7/10} ×31 ^{7/10} ×81 ^{3/10}	340	390
MBF8006GR	3	64.9	9	4	4.2	115/60/1	1/4	R290	77 ^{4/5} ×31 ^{7/10} ×81 ^{3/10}	472	551

PLAN VIEW

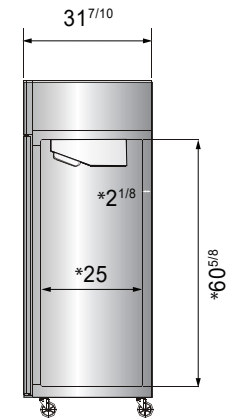
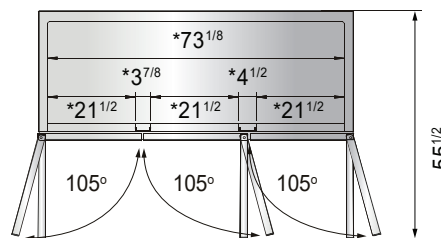

MBF8004GR



MBF8005GR



MBF8006GR



*Interior Dimensions

SELF-CLOSING
AND STAY OPEN
DOOR FEATURE

Casters

Epoxy shelves

Door lock

Down duct

Temperature control

