



Panacea®

PARALLEL BARS

HEIGHT & WIDTH ADJUSTABLE

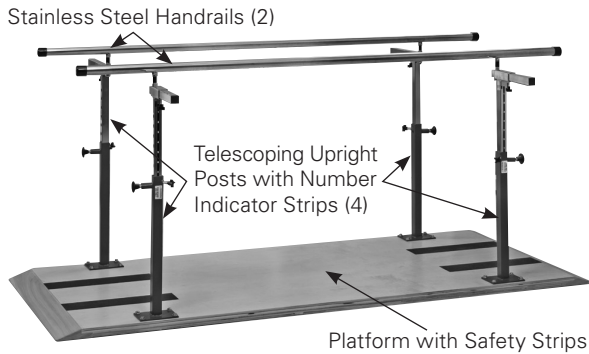
Owner's Manual

Please keep and refer to this Owner's Manual.



Thank you for purchasing Panacea® Parallel Bars from Direct Supply Equipment & Furnishings®. Please read this entire guide carefully and keep it for future reference. This guide will provide you with instructions, warnings, warranty information and other important information about your Panacea Parallel Bars. Share this information with your housekeeping, nursing and maintenance staff to help ensure the product is cared for properly.

Directions for Use

Panacea Parallel Bars are specifically designed and engineered for use by a single person who is attended to and observed by trained medical/physical therapy personnel. Never allow anyone to use the parallel bars unattended. Person's weight and the combination of force exerted on the equipment during treatment is not to exceed the weight capacity for that specific model.



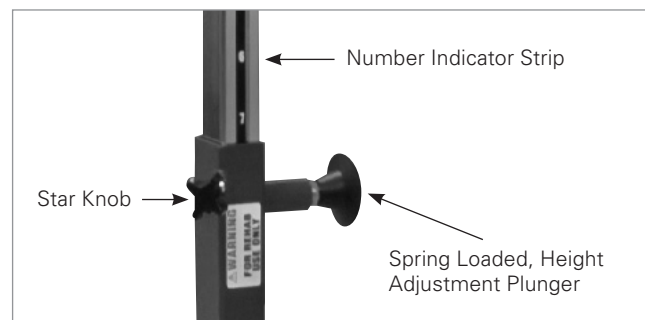
1. Mount all telescoping posts to the platform (4) using (4) 1 $\frac{3}{4}$ " hex bolts and (4) 1" washers on each post. Secure tight with a socket wrench.



2. Slide the width adjustment bar that is attached to the handrails through the sleeve on top of each upright post. Adjust to desired width and tighten star knob to secure in place. Repeat the process for each upright.



3. Adjust the height of each handrail with the spring-loaded plunger on each upright. Height is selected with the help of the number indicator strip. After adjusting the plunger, tighten the star knob next to the plunger on the upright. Repeat the process for all uprights.



4. Clean with disinfectant according to Cleaning Guidelines prior to use.

⚠ WARNING: FOR SAFETY PURPOSES, TAKE TIME TO CHECK ALL FASTENERS AND STAR KNOBS PRIOR TO EACH USE TO ENSURE THEY ARE SECURELY TIGHTENED AND THE EQUIPMENT HAS BEEN PROPERLY ASSEMBLED ACCORDING TO THESE INSTRUCTIONS.

Definitions and Symbols

NOTE: Indicates a tip.

CAUTION: Indicates correct operating or maintenance procedures in order to prevent damage to or destruction of the equipment or other property.

WARNING: Calls attention to a potential danger that requires correct procedures or practices in order to prevent personal injury.

DEVICE: Your Panacea Platform Mounted Parallel Bars.

YOU and YOUR: The facility, community or other entity that has purchased the device.

WE, US, and OUR: Direct Supply Manufacturing, Inc.

⚠ Attention. Read the instructions.

Warnings

⚠ **WARNING:** Do not exceed the 400 lb. weight capacity.

⚠ **WARNING:** Do not leave residents unattended during use.

⚠ **CAUTION:** Check that uprights are properly tightened before each use. If there is excessive movement between the upright and the base, tighten the attachment bolts before using and check again.

⚠ **CAUTION:** Check that uprights/handrails are secured with the tightening knobs before each use. Retighten as necessary.

⚠ **CAUTION:** Do not clean with harsh/abrasive chemicals as these may cause permanent damage to the device.

NOTE: Careful steps are taken to ensure you receive a quality product. As a best practice, thoroughly inspect the device after assembly for any imperfections that could appear from shipping or assembly, such as scratches, sharp edges or missing protective end caps.

Care & Cleaning

Panacea products are built to be durable. With proper care, your Panacea equipment will provide years of superior performance. Clean the handrails and platform with a soft cloth and any mild cleaning agent that may be required for sanitation. NEVER use abrasive scrubbing agents that may scratch the surfaces. Prior to cleaning the entire surface, test cleaning agents on an inconspicuous area. Note that certain cleaning agents can be harmful to the surfaces of the product. Periodically check all fasteners to make sure they remain secure.

Customer Service

Our promise to you is that you will have a convenient and easy ordering experience, receive quality parallel bars and enjoy outrageous customer service. If you have any questions about the parallel bars you have purchased or would like to request warranty service, please contact: **Direct Supply Equipment & Furnishings®**, 1-800-634-7328, 6767 N. Industrial Road, Milwaukee, WI 53223, DearDirect@DirectSupply.net

Limited Warranty

We, Direct Supply Manufacturing, Inc. offer to you, as the original purchaser, a warranty for the Panacea Parallel Bars. Our warranty applies for the limited warranty period stated below. If any device or device part listed below is defective in material or workmanship during the applicable limited warranty period, we will repair or replace it at our cost. Please note that the decision to repair or replace a device or device part will be at our discretion.

Our warranty applies only if the device is properly maintained by the original purchaser for normal, indoor use and does not cover normal wear and tear, modification of the device, or damage caused by abuse, improper use, failure to maintain, use which exceeds the published device limitations, or the combination of any device with another device. In addition, our warranty does not cover fading, colorfastness, stains, spills or exposure to chemicals, odors, heat or light. In certain cases, we may provide you repair or adjustment instructions and/or replacement parts and ask you to perform a repair or adjustment or replace a defective part.

Our warranty gives you specific legal rights, and you may also have other rights, which vary from state to state. Please note that our limited warranty period begins when we ship the device to you. The limited warranty period and our obligations under the warranty end once you transfer the device to someone else or at the end of the applicable limited warranty period identified below, whichever is earlier.

Device	Warranty Period (Parts)	Anticipated Usable Device Life
Panacea® Parallel Bars	5 years	5 years

Anticipated Usable Device Life is based on normal use with proper maintenance, cleaning and storage. You should still inspect, monitor and care for the device as described in this guide, as the device may need to be replaced sooner than anticipated in particular situations.

DIRECT SUPPLY MANUFACTURING, INC. MAKES NO IMPLIED WARRANTIES OF MERCHANTABILITY OR FITNESS FOR A PARTICULAR PURPOSE; THESE AND ALL OTHER IMPLIED WARRANTIES ARE SPECIFICALLY DISCLAIMED. TO THE FULLEST EXTENT ALLOWED BY LAW, DIRECT SUPPLY MANUFACTURING, INC. WILL NOT BE LIABLE FOR ANY INCIDENTAL, SPECIAL, CONSEQUENTIAL OR PUNITIVE DAMAGES, OR LOST PROFITS THAT MAY RESULT FROM THE DEVICE OR YOUR USE OF OR INABILITY TO USE THE DEVICE EVEN IF ADVISED OF THE POSSIBILITY OF SUCH DAMAGES. OUR TOTAL LIABILITY TO YOU, IF ANY, IS LIMITED TO THE PRICE OF THE DEVICE OR SERVICE GIVING RISE TO YOUR CLAIM. Some states do not allow an exclusion or limitation of incidental or consequential damages or how long an implied warranty lasts, so the above limitations or exclusions may not apply to you. If implied warranties are not excluded, and to the extent allowed by law, we limit any and all implied warranties to the applicable warranty period identified above. Except for rights under any applicable state law, the remedies provided under this warranty are your sole and exclusive remedy for any breach of our warranty and state the entire limit of our responsibilities.



DirectSupply.com

Aptura / Equipment & Furnishings / Capital Projects / DSSI / TELS

Distributed by Direct Supply Manufacturing, Inc. 6699 N Industrial Road, Milwaukee, WI 53223.

© 2015 Direct Supply Manufacturing, Inc. All Rights Reserved. Direct Supply®, Panacea®, and all associated logos are the registered trademarks of Direct Supply, Inc., used under license. All other trademarks are the property of their respective owners.