

CARROLL CS SERIES™ CS7™ BED



CS7 bed featured with Invacare® ThinkSoft® Positioning Device, Drake Bed Ends and Invacare® Solace® Mattress

The innovative **Carroll CS Series™ CS7™ Bed**, designed with an Auto Contour feature that simultaneously raises both the head and knees, helps keep residents comfortably in place while being better positioned for reading, watching TV or talking to family members. The CS7 bed provides the ultimate solution for long-term care facilities, accommodating a variety of residents up to 500 lb.

Features

Advanced Electronics – Synchronized motors keep the bed level at all times, providing stability throughout the travel range.

One-Touch Floor Lock – Patented one-touch floor lock secures the bed at any height.


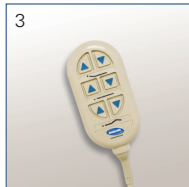

Pure Vertical Rise – Raises straight up and down throughout the travel range, with zero horizontal movement of the casters, minimizing potential damage to the wall or flooring.

Exclusive Slat Deck Design – Provides a comfortable sleep surface, allows for improved infection control and reduces wear and tear on the mattress.

Ergonomic Hand Pendant – Waterproof, sealed hand pendant designed to fit comfortably in the resident's hand.

Customizable Options –

- 39" or 42" Wide Deck
- 4" Bed Extender (84" Length)
- Attendant Control Panel
- Trendelenburg / Reverse Trendelenburg
- Battery Backup
- Hi-Lo Lockout
- CPR Release



1. Tool-less Assembly
2. One-Touch Floor Lock
3. Ergonomic Hand Pendant
4. Slat Deck Design

Invacare Corporation
www.invacare-cc.com

USA

One Invacare Way
Elyria, Ohio
44035-4190
(800) 668-2337

Canada

994 Hargrieve Road
London, Ontario
N6E 1P5 Canada
(800) 668-2337

©2014

Invacare Corporation.
All rights reserved.
Trademarks are identified by the symbols ™ and ®. All trademarks are owned by or licensed to Invacare Corporation unless otherwise noted. Carroll CS Series and CS7 are trademarks of Carroll Healthcare. Specifications are subject to change without notification.
Form No. 12-635
Rev. 07/14 140734



Model #	Height Range	Sleep Surface	Weight Capacity	Regulation Compliance	Limited Warranty
IHCS7	7" - 30" H	76" - 80" L 36", 39", 42" W	500 lb.	UL 60601-1 IEC 606001-2-38 CAN/CSA C22.2 No. 601.1	10 Years Frame 5 Years Mechanical 3 Years Electronics

