



Camshelving® Elements XTRA Series

Stationary Starter & Add-On Units 4 or 5 Vented Shelves

| HEIGHT | DEPTHS | LENGTHS | |
|--------|--------|---------|-----|
| 1 | 3 | 8 | |
| 64" | 18" | 24" | 48" |
| | 21" | 30" | 54" |
| | 24" | 36" | 60" |
| | | 42" | 72" |

- **Starter Units include:**
2 factory assembled post kits, 8 or 10 shelf traverses, traverse dovetails and shelf plates.
- **Add-On Units include:**
1 factory assembled post kit, 8 or 10 shelf traverses, traverse dovetails and shelf plates.

All units ship complete in 1 box.



Features & Benefits

- Designed to easily support the performance demands of a busy foodservice operation with medium to heavy storage needs.
- Use in walk-in coolers, freezers, dry storage, warewashing areas, loading docks or front of the house. Withstands storage temperatures -36° to 190°F (-38° to 88°C). Impervious to moisture, chemicals, salt, food acids and humidity.
- Posts and traverses are made of a revolutionary, extremely strong composite material with a smooth, easy to clean surface. Stronger than common wire shelving and lighter in weight than Camshelving Premium Series. Traverse dovetails are separate from the posts and attach easily to secure the shelf traverses.
- Smooth polypropylene shelf plates contain Camguard, an antimicrobial technology that inhibits the growth of mold, fungus and bacteria that may cause odors, stains and product degradation.
- Shelving Units interconnect in straight lines with shared posts. Uniquely engineered Post Connectors offer exceptional cross stabilization. Weight bearing is uncompromised and space is maximized. No add-on clips or "S" hooks required.
- Easily install heavy-duty Corner Connectors (front and back clasp design) to add shelves in corners or to install middle shelves between 2 units without any loss of weight bearing. Maximizes usable and easy to access storage space.
- Posts and traverses wipe clean. Traverses and shelf plates remove easily for cleaning.
- Shelf traverses can be removed and adjusted at 4" (10,2 cm) increments.
- Sturdy reinforced nylon foot adjusts easily to level units.
- Requires some assembly with minimal parts. Use a rubber mallet only.
- Lifetime warranty against rust and corrosion (posts, traverses and shelf plates).
- Available in 1 color – Speckled Gray (480).

Project _____

Item No. _____

Model No. _____

Quantity _____



Stationary Starter Unit



Stationary Starter and Add-On Unit

WEIGHT BEARING CAPACITY

Weight must be evenly distributed across the entire shelf.

| SINGLE UNIT | | UNIT LENGTH 24" – 60" | UNIT LENGTH 72" |
|-------------|----------------------------------|--------------------------|--------------------|
| | | | |
| SINGLE UNIT | Unit only | 2400 lbs. | 2400 lbs. |
| | Shelf only | 800 | 600 |
| | Unit with dunnage stand* | 2800 | 2700 |
| | Bottom shelf with dunnage stand* | 1200 | 900 |

| CORNER UNIT | | UNIT LENGTH 24" – 60" | |
|-----------------------------------|-----------------------------------|--------------------------|---|
| | | | |
| With 2 Dunnage Stands required | Unit only | 2400 | — |
| | Shelf only | 800 | — |
| | Bottom shelf with dunnage stands* | 1200 | — |

| INTERMEDIATE SHELVES | | UNIT LENGTH 24" – 60" | |
|--------------------------------------|-----------------------------------|--------------------------|---|
| | | | |
| Shelves Installed Between 2 Units | Unit only | 2400 | — |
| | Shelf only | 800 | — |
| | Bottom shelf with dunnage stands* | 1200 | — |

*Dunnage Stands add stability and increase weight bearing capacity on bottom shelf only. Add to any shelf length. Highly recommended for Starter Units 54" (1375 mm) and longer, all Corner Units, U-Shape Units and units specified for heavier loads.

Approvals



COMPONENT

Post Connectors, Corner Connectors, Floor Fastener, Wall Fastener, Identification Tags, Shelf Rails, Single Shelf Security Cage, Peg Board and Shelf Divider Bars are not NSF listed.



Information and specifications are subject to change without notice. Please confirm at time of order.

Telephone: (714) 848-1555 Toll Free: (800) 854-7631 Customer Service: (800) 833-3003

© Cambro Manufacturing Company Huntington Beach, California 92647

Printed in U.S.A. 09/24

www.cambro.com

Camshelving® Elements XTRA Series

Stationary Starter & Add-On Units 4 or 5 Vented Shelves

Project _____

Item No. _____

Model No. _____

Quantity _____

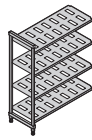
V4

4-Shelf Vented Units

Starter

Add-On

64"
HEIGHT



18"
DEPTH

| LENGTH | CODE |
|--------|-------------|
| 24" | EXU182464V4 |
| 30" | EXU183064V4 |
| 36" | EXU183664V4 |
| 42" | EXU184264V4 |
| 48" | EXU184864V4 |
| 54" | EXU185464V4 |
| 60" | EXU186064V4 |
| 72" | EXU187264V4 |

| LENGTH | CODE |
|--------|-------------|
| 22" | EXA182464V4 |
| 28" | EXA183064V4 |
| 34" | EXA183664V4 |
| 40" | EXA184264V4 |
| 46" | EXA184864V4 |
| 52" | EXA185464V4 |
| 58" | EXA186064V4 |
| 70" | EXA187264V4 |

21"
DEPTH

| | |
|-----|-------------|
| 24" | EXU212464V4 |
| 30" | EXU213064V4 |
| 36" | EXU213664V4 |
| 42" | EXU214264V4 |
| 48" | EXU214864V4 |
| 54" | EXU215464V4 |
| 60" | EXU216064V4 |
| 72" | EXU217264V4 |

| | |
|-----|-------------|
| 22" | EXA212464V4 |
| 28" | EXA213064V4 |
| 34" | EXA213664V4 |
| 40" | EXA214264V4 |
| 46" | EXA214864V4 |
| 52" | EXA215464V4 |
| 58" | EXA216064V4 |
| 70" | EXA217264V4 |

24"
DEPTH

| | |
|-----|-------------|
| 24" | EXU242464V4 |
| 30" | EXU243064V4 |
| 36" | EXU243664V4 |
| 42" | EXU244264V4 |
| 48" | EXU244864V4 |
| 54" | EXU245464V4 |
| 60" | EXU246064V4 |
| 72" | EXU247264V4 |

| | |
|-----|-------------|
| 22" | EXA242464V4 |
| 28" | EXA243064V4 |
| 34" | EXA243664V4 |
| 40" | EXA244264V4 |
| 46" | EXA244864V4 |
| 52" | EXA245464V4 |
| 58" | EXA246064V4 |
| 70" | EXA247264V4 |

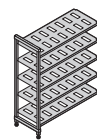
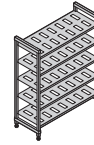
Color: Speckled Gray (480).

V5

5-Shelf Vented Units

Starter

Add-On



| LENGTH | CODE |
|--------|-------------|
| 24" | EXU182464V5 |
| 30" | EXU183064V5 |
| 36" | EXU183664V5 |
| 42" | EXU184264V5 |
| 48" | EXU184864V5 |
| 54" | EXU185464V5 |
| 60" | EXU186064V5 |
| 72" | EXU187264V5 |

| LENGTH | CODE |
|--------|-------------|
| 22" | EXA182464V5 |
| 28" | EXA183064V5 |
| 34" | EXA183664V5 |
| 40" | EXA184264V5 |
| 46" | EXA184864V5 |
| 52" | EXA185464V5 |
| 58" | EXA186064V5 |
| 70" | EXA187264V5 |

| | |
|-----|-------------|
| 24" | EXU212464V5 |
| 30" | EXU213064V5 |
| 36" | EXU213664V5 |
| 42" | EXU214264V5 |
| 48" | EXU214864V5 |
| 54" | EXU215464V5 |
| 60" | EXU216064V5 |
| 72" | EXU217264V5 |

| | |
|-----|-------------|
| 22" | EXA212464V5 |
| 28" | EXA213064V5 |
| 34" | EXA213664V5 |
| 40" | EXA214264V5 |
| 46" | EXA214864V5 |
| 52" | EXA215464V5 |
| 58" | EXA216064V5 |
| 70" | EXA217264V5 |

| | |
|-----|-------------|
| 24" | EXU242464V5 |
| 30" | EXU243064V5 |
| 36" | EXU243664V5 |
| 42" | EXU244264V5 |
| 48" | EXU244864V5 |
| 54" | EXU245464V5 |
| 60" | EXU246064V5 |
| 72" | EXU247264V5 |

| | |
|-----|-------------|
| 22" | EXA242464V5 |
| 28" | EXA243064V5 |
| 34" | EXA243664V5 |
| 40" | EXA244264V5 |
| 46" | EXA244864V5 |
| 52" | EXA245464V5 |
| 58" | EXA246064V5 |
| 70" | EXA247264V5 |

Optional Accessories

- ☐ Corner Connector Sets
- ☐ Bottom Shelf Dunnage Stands (Low or Tall)
- ☐ Shelf Identification Tags
- ☐ Wall Fastener
- ☐ Floor Fastener
- ☐ Shelf Divider Panel
- ☐ Shelf Divider Bars (Straight or Angled)
- ☐ Single Shelf Sheet Pan Rack
- ☐ Single Shelf Security Cage
- ☐ Shelf Traverses (Single or Double)
- ☐ Drying and Storage Cradles
- ☐ Shelf Rails
- ☐ Universal Storage Rack
- ☐ Single and Add-on Can Racks

Architect Specs

Posts and Traverses: Proprietary non-corrosive composite material.
Post Connectors: Reinforced polypropylene.
Shelf Plates: Reinforced polypropylene with Camguard® antimicrobial.
Corner Connectors: Reinforced nylon.
Adjustable Foot: Reinforced nylon.
Traverse Dovetails: Reinforced nylon.
Post Connector Collar Wedge: Reinforced nylon.

Approvals



COMPONENT

Post Connectors, Corner Connectors, Floor Fastener, Wall Fastener, Identification Tags, Shelf Rails, Single Shelf Security Cage, Peg Board and Shelf Divider Bars are not NSF listed.

CAMBRO®

Information and specifications are subject to change without notice. Please confirm at time of order.

Telephone: (714) 848-1555 Toll Free: (800) 854-7631 Customer Service: (800) 833-3003

© Cambro Manufacturing Company Huntington Beach, California 92647

Printed in U.S.A. 09/24

www.cambro.com

EXCS1

D082307



Camshelving® Elements XTRA Series

Stationary Starter & Add-On Units 4 Solid or 4 Vented and Solid Shelves (3 Vented + 1 Solid)

| HEIGHT | DEPTHS | LENGTHS | |
|--------|--------|---------|-----|
| 1 | 3 | 8 | |
| 64" | 18" | 24" | 48" |
| | 21" | 30" | 54" |
| | 24" | 36" | 60" |
| | | 42" | 72" |

- **Starter Units include:**
2 factory assembled post kits, 8 or 10 shelf traverses, traverse dovetails and shelf plates.
- **Add-On Units include:**
1 factory assembled post kit, 8 or 10 shelf traverses, traverse dovetails and shelf plates.

All units ship complete in 1 box.



Features & Benefits

- Designed to easily support the performance demands of a busy foodservice operation with medium to heavy storage needs.
- Use in walk-in coolers, freezers, dry storage, warewashing areas, loading docks or front of the house. Withstands storage temperatures -36° to 190°F (-38° to 88°C). Impervious to moisture, chemicals, salt, food acids and humidity.
- Posts and traverses are made of a revolutionary, extremely strong composite material with a smooth, easy to clean surface. Stronger than common wire shelving and lighter in weight than Camshelving Premium Series. Traverse dovetails are separate from the posts and attach easily to secure the shelf traverses.
- Smooth polypropylene shelf plates contain Camguard, an antimicrobial technology that inhibits the growth of mold, fungus and bacteria that may cause odors, stains and product degradation.
- Shelving Units interconnect in straight lines with shared posts. Uniquely engineered Post Connectors offer exceptional cross stabilization. Weight bearing is uncompromised and space is maximized. No add-on clips or "S" hooks required.
- Easily install heavy-duty Corner Connectors (front and back clasp design) to add shelves in corners or to install middle shelves between 2 units without any loss of weight bearing. Maximizes usable and easy to access storage space.
- Posts and traverses wipe clean. Traverses and shelf plates remove easily for cleaning.
- Shelf traverses can be removed and adjusted at 4" (10,2) cm increments.
- Sturdy reinforced nylon foot adjusts easily to level units.
- Requires some assembly with minimal parts. Use a rubber mallet only.
- Lifetime warranty against rust and corrosion (posts, traverses and shelf plates).
- Available in 1 color – Speckled Gray (480).

Project _____

Item No. _____

Model No. _____

Quantity _____



Stationary Starter Unit



Stationary Add-On Unit

WEIGHT BEARING CAPACITY

Weight must be evenly distributed across the entire shelf.

| | | UNIT LENGTH 24" – 60" | UNIT LENGTH 72" |
|--------------------|----------------------------------|--------------------------|--------------------|
| SINGLE UNIT | Unit only | 2400 lbs. | 2400 lbs. |
| | Shelf only | 800 | 600 |
| | Unit with dunnage stand* | 2800 | 2700 |
| | Bottom shelf with dunnage stand* | 1200 | 900 |

| | | UNIT LENGTH 24" – 60" | |
|---|-----------------------------------|--------------------------|---|
| CORNER UNIT With 2 Dunnage Stands required | Unit only | 2400 | — |
| | Shelf only | 800 | — |
| | Bottom shelf with dunnage stands* | 1200 | — |

| | | UNIT LENGTH 24" – 60" | |
|---|-----------------------------------|--------------------------|---|
| INTERMEDIATE SHELVES Shelves Installed Between 2 Units | Unit only | 2400 | — |
| | Shelf only | 800 | — |
| | Bottom shelf with dunnage stands* | 1200 | — |

*Dunnage Stands add stability and increase weight bearing capacity on bottom shelf only. Add to any shelf length. Highly recommended for Starter Units 54" (1375 mm) and longer, all Corner Units, U-Shape Units and units specified for heavier loads.

Approvals



COMPONENT

Post Connectors, Corner Connectors, Floor Fastener, Wall Fastener, Identification Tags, Shelf Rails, Single Shelf Security Cage, Peg Board and Shelf Divider Bars are not NSF listed.



Information and specifications are subject to change without notice. Please confirm at time of order.

Telephone: (714) 848-1555 Toll Free: (800) 854-7631 Customer Service: (800) 833-3003

© Cambro Manufacturing Company Huntington Beach, California 92647

Printed in U.S.A. 09/24

www.cambro.com

Camshelving® Elements XTRA Series

Stationary Starter & Add-On Units
4 Solid or 4 Vented and Solid Shelves
(3 Vented + 1 Solid)

Project _____

Item No. _____

Model No. _____

Quantity _____

S4

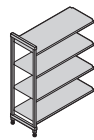
4-Shelf Solid Units

64"
HEIGHT

Starter



Add-On



18"
DEPTH

| LENGTH | CODE |
|--------|-------------|
| 24" | EXU182464S4 |
| 30" | EXU183064S4 |
| 36" | EXU183664S4 |
| 42" | EXU184264S4 |
| 48" | EXU184864S4 |
| 54" | EXU185464S4 |
| 60" | EXU186064S4 |
| 72" | EXU187264S4 |

| LENGTH | CODE |
|--------|-------------|
| 22" | EXA182464S4 |
| 28" | EXA183064S4 |
| 34" | EXA183664S4 |
| 40" | EXA184264S4 |
| 46" | EXA184864S4 |
| 52" | EXA185464S4 |
| 58" | EXA186064S4 |
| 70" | EXA187264S4 |

21"
DEPTH

| | |
|-----|-------------|
| 24" | EXU212464S4 |
| 30" | EXU213064S4 |
| 36" | EXU213664S4 |
| 42" | EXU214264S4 |
| 48" | EXU214864S4 |
| 54" | EXU215464S4 |
| 60" | EXU216064S4 |
| 72" | EXU217264S4 |

| | |
|-----|-------------|
| 22" | EXA212464S4 |
| 28" | EXA213064S4 |
| 34" | EXA213664S4 |
| 40" | EXA214264S4 |
| 46" | EXA214864S4 |
| 52" | EXA215464S4 |
| 58" | EXA216064S4 |
| 70" | EXA217264S4 |

24"
DEPTH

| | |
|-----|-------------|
| 24" | EXU242464S4 |
| 30" | EXU243064S4 |
| 36" | EXU243664S4 |
| 42" | EXU244264S4 |
| 48" | EXU244864S4 |
| 54" | EXU245464S4 |
| 60" | EXU246064S4 |
| 72" | EXU247264S4 |

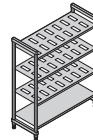
| | |
|-----|-------------|
| 22" | EXA242464S4 |
| 28" | EXA243064S4 |
| 34" | EXA243664S4 |
| 40" | EXA244264S4 |
| 46" | EXA244864S4 |
| 52" | EXA245464S4 |
| 58" | EXA246064S4 |
| 70" | EXA247264S4 |

Color: Speckled Gray (480).

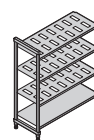
VS4

4-Shelf Units (3 Vented + 1 Solid)

Starter



Add-On



| LENGTH | CODE |
|--------|--------------|
| 24" | EXU182464VS4 |
| 30" | EXU183064VS4 |
| 36" | EXU183664VS4 |
| 42" | EXU184264VS4 |
| 48" | EXU184864VS4 |
| 54" | EXU185464VS4 |
| 60" | EXU186064VS4 |
| 72" | EXU187264VS4 |

| LENGTH | CODE |
|--------|--------------|
| 22" | EXA182464VS4 |
| 28" | EXA183064VS4 |
| 34" | EXA183664VS4 |
| 40" | EXA184264VS4 |
| 46" | EXA184864VS4 |
| 52" | EXA185464VS4 |
| 58" | EXA186064VS4 |
| 70" | EXA187264VS4 |

| | |
|-----|--------------|
| 24" | EXU212464VS4 |
| 30" | EXU213064VS4 |
| 36" | EXU213664VS4 |
| 42" | EXU214264VS4 |
| 48" | EXU214864VS4 |
| 54" | EXU215464VS4 |
| 60" | EXU216064VS4 |
| 72" | EXU217264VS4 |

| | |
|-----|--------------|
| 22" | EXA212464VS4 |
| 28" | EXA213064VS4 |
| 34" | EXA213664VS4 |
| 40" | EXA214264VS4 |
| 46" | EXA214864VS4 |
| 52" | EXA215464VS4 |
| 58" | EXA216064VS4 |
| 70" | EXA217264VS4 |

| | |
|-----|--------------|
| 24" | EXU242464VS4 |
| 30" | EXU243064VS4 |
| 36" | EXU243664VS4 |
| 42" | EXU244264VS4 |
| 48" | EXU244864VS4 |
| 54" | EXU245464VS4 |
| 60" | EXU246064VS4 |
| 72" | EXU247264VS4 |

| | |
|-----|--------------|
| 22" | EXA242464VS4 |
| 28" | EXA243064VS4 |
| 34" | EXA243664VS4 |
| 40" | EXA244264VS4 |
| 46" | EXA244864VS4 |
| 52" | EXA245464VS4 |
| 58" | EXA246064VS4 |
| 70" | EXA247264VS4 |

Optional Accessories

- ☐ Corner Connector Sets
- ☐ Bottom Shelf Dunnage Stands (Low or Tall)
- ☐ Shelf Identification Tags
- ☐ Wall Fastener
- ☐ Floor Fastener
- ☐ Shelf Divider Panel
- ☐ Shelf Divider Bars (Straight or Angled)
- ☐ Single Shelf Sheet Pan Rack
- ☐ Single Shelf Security Cage
- ☐ Shelf Traverses (Single or Double)
- ☐ Shelf Rails
- ☐ Universal Storage Rack
- ☐ Single and Add-on Can Racks

Architect Specs

Posts and Traverses: Proprietary non-corrosive composite material.
Post Connectors: Reinforced polypropylene.
Shelf Plates: Reinforced polypropylene with Camguard® antimicrobial.
Corner Connectors: Reinforced nylon.
Adjustable Foot: Reinforced nylon.
Traverse Dovetails: Reinforced nylon.
Post Connector Collar Wedge: Reinforced nylon.

Approvals



COMPONENT

Post Connectors, Corner Connectors, Floor Fastener, Wall Fastener, Identification Tags, Shelf Rails, Single Shelf Security Cage, Peg Board and Shelf Divider Bars are not NSF listed.

CAMBRO®

Information and specifications are subject to change without notice. Please confirm at time of order.

Telephone: (714) 848-1555 Toll Free: (800) 854-7631 Customer Service: (800) 833-3003

© Cambro Manufacturing Company Huntington Beach, California 92647

Printed in U.S.A. 09/24

www.cambro.com

EXCS2

D082307



Camshelving® Elements XTRA Series

Stationary Starter & Add-On Units 4 or 5 Vented Shelves

| HEIGHT | DEPTHS | LENGTHS | |
|--------|--------|---------|-----|
| 1 | 3 | 8 | |
| 72" | 18" | 24" | 48" |
| | 21" | 30" | 54" |
| | 24" | 36" | 60" |
| | | 42" | 72" |

- **Starter Units include:**

2 factory assembled post kits, 8 or 10 shelf traverses, traverse dovetails and shelf plates.

- **Add-On Units include:**

1 factory assembled post kit, 8 or 10 shelf traverses, traverse dovetails and shelf plates.

All units ship complete in 1 box.



Features & Benefits

- Designed to easily support the performance demands of a busy foodservice operation with medium to heavy storage needs.
- Use in walk-in coolers, freezers, dry storage, warewashing areas, loading docks or front of the house. Withstands storage temperatures -36° to 190°F (-38° to 88°C). Impervious to moisture, chemicals, salt, food acids and humidity.
- Posts and traverses are made of a revolutionary, extremely strong composite material with a smooth, easy to clean surface. Stronger than common wire shelving and lighter in weight than Camshelving Premium Series. Traverse dovetails are separate from the posts and attach easily to secure the shelf traverses.
- Smooth polypropylene shelf plates contain Camguard, an antimicrobial technology that inhibits the growth of mold, fungus and bacteria that may cause odors, stains and product degradation.
- Shelving Units interconnect in straight lines with shared posts. Uniquely engineered Post Connectors offer exceptional cross stabilization. Weight bearing is uncompromised and space is maximized. No add-on clips or "S" hooks required.
- Easily install heavy-duty Corner Connectors (front and back clasp design) to add shelves in corners or to install middle shelves between 2 units without any loss of weight bearing. Maximizes usable, easy access storage space.
- Posts and traverses wipe clean. Traverses and shelf plates remove easily for cleaning.
- Shelf traverses can be removed and adjusted at 4" (10,2 cm) increments.
- Sturdy reinforced nylon foot adjusts easily to level units.
- Requires some assembly with minimal parts. Use a rubber mallet only.
- Lifetime warranty against rust and corrosion (posts, traverses and shelf plates).
- Available in 1 color – Speckled Gray (480).

Project _____

Item No. _____

Model No. _____

Quantity _____



Stationary Starter Unit



Stationary Starter and Add-On Unit

WEIGHT BEARING CAPACITY

Weight must be evenly distributed across the entire shelf.

| SINGLE UNIT | | UNIT LENGTH | UNIT LENGTH |
|-------------|----------------------------------|-------------|-------------|
| | | 24" – 60" | 72" |
| | Unit only | 2400 lbs. | 2400 lbs. |
| | Shelf only | 800 | 600 |
| | Unit with dunnage stand* | 2800 | 2700 |
| | Bottom shelf with dunnage stand* | 1200 | 900 |

| CORNER UNIT | With 2 Dunnage Stands required | UNIT LENGTH | |
|-------------|-----------------------------------|-----------------------------------|------|
| | | 24" – 60" | |
| | | Unit only | 2400 |
| | | Shelf only | 800 |
| | | Bottom shelf with dunnage stands* | 1200 |

| INTERMEDIATE SHELVES | Shelves Installed Between 2 Units | UNIT LENGTH | |
|----------------------|--------------------------------------|-----------------------------------|------|
| | | 24" – 60" | |
| | | Unit only | 2400 |
| | | Shelf only | 800 |
| | | Bottom shelf with dunnage stands* | 1200 |

*Dunnage Stands add stability and increase weight bearing capacity on bottom shelf only. Add to any shelf length. Highly recommended for Starter Units 54" (1375 mm) and longer, all Corner Units, U-Shape Units and units specified for heavier loads.

Approvals



COMPONENT

Post Connectors, Corner Connectors, Floor Fastener, Wall Fastener, Identification Tags, Shelf Rails, Single Shelf Security Cage, Peg Board and Shelf Divider Bars are not NSF listed.



Information and specifications are subject to change without notice. Please confirm at time of order.

Telephone: (714) 848-1555 Toll Free: (800) 854-7631 Customer Service: (800) 833-3003

© Cambro Manufacturing Company Huntington Beach, California 92647

Printed in U.S.A. 09/24

www.cambro.com

Camshelving® Elements XTRA Series

Stationary Starter & Add-On Units 4 or 5 Vented Shelves

Project _____

Item No. _____

Model No. _____

Quantity _____

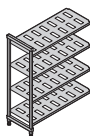
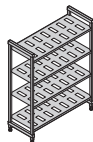
V4

4-Shelf Vented Units

Starter

Add-On

72"
HEIGHT



18"
DEPTH

| LENGTH | CODE |
|--------|-------------|
| 24" | EXU182472V4 |
| 30" | EXU183072V4 |
| 36" | EXU183672V4 |
| 42" | EXU184272V4 |
| 48" | EXU184872V4 |
| 54" | EXU185472V4 |
| 60" | EXU186072V4 |
| 72" | EXU187272V4 |

| LENGTH | CODE |
|--------|-------------|
| 22" | EXA182472V4 |
| 28" | EXA183072V4 |
| 34" | EXA183672V4 |
| 40" | EXA184272V4 |
| 46" | EXA184872V4 |
| 52" | EXA185472V4 |
| 58" | EXA186072V4 |
| 70" | EXA187272V4 |

21"
DEPTH

| | |
|-----|-------------|
| 24" | EXU212472V4 |
| 30" | EXU213072V4 |
| 36" | EXU213672V4 |
| 42" | EXU214272V4 |
| 48" | EXU214872V4 |
| 54" | EXU215472V4 |
| 60" | EXU216072V4 |
| 72" | EXU217272V4 |

| | |
|-----|-------------|
| 22" | EXA212472V4 |
| 28" | EXA213072V4 |
| 34" | EXA213672V4 |
| 40" | EXA214272V4 |
| 46" | EXA214872V4 |
| 52" | EXA215472V4 |
| 58" | EXA216072V4 |
| 70" | EXA217272V4 |

24"
DEPTH

| | |
|-----|-------------|
| 24" | EXU242472V4 |
| 30" | EXU243072V4 |
| 36" | EXU243672V4 |
| 42" | EXU244272V4 |
| 48" | EXU244872V4 |
| 54" | EXU245472V4 |
| 60" | EXU246072V4 |
| 72" | EXU247272V4 |

| | |
|-----|-------------|
| 22" | EXA242472V4 |
| 28" | EXA243072V4 |
| 34" | EXA243672V4 |
| 40" | EXA244272V4 |
| 46" | EXA244872V4 |
| 52" | EXA245472V4 |
| 58" | EXA246072V4 |
| 70" | EXA247272V4 |

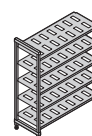
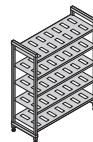
Color: Speckled Gray (480).

V5

5-Shelf Vented Units

Starter

Add-On



| LENGTH | CODE |
|--------|-------------|
| 24" | EXU182472V5 |
| 30" | EXU183072V5 |
| 36" | EXU183672V5 |
| 42" | EXU184272V5 |
| 48" | EXU184872V5 |
| 54" | EXU185472V5 |
| 60" | EXU186072V5 |
| 72" | EXU187272V5 |

| LENGTH | CODE |
|--------|-------------|
| 22" | EXA182472V5 |
| 28" | EXA183072V5 |
| 34" | EXA183672V5 |
| 40" | EXA184272V5 |
| 46" | EXA184872V5 |
| 52" | EXA185472V5 |
| 58" | EXA186072V5 |
| 70" | EXA187272V5 |

| | |
|-----|-------------|
| 24" | EXU212472V5 |
| 30" | EXU213072V5 |
| 36" | EXU213672V5 |
| 42" | EXU214272V5 |
| 48" | EXU214872V5 |
| 54" | EXU215472V5 |
| 60" | EXU216072V5 |
| 72" | EXU217272V5 |

| | |
|-----|-------------|
| 22" | EXA212472V5 |
| 28" | EXA213072V5 |
| 34" | EXA213672V5 |
| 40" | EXA214272V5 |
| 46" | EXA214872V5 |
| 52" | EXA215472V5 |
| 58" | EXA216072V5 |
| 70" | EXA217272V5 |

| | |
|-----|-------------|
| 24" | EXU242472V5 |
| 30" | EXU243072V5 |
| 36" | EXU243672V5 |
| 42" | EXU244272V5 |
| 48" | EXU244872V5 |
| 54" | EXU245472V5 |
| 60" | EXU246072V5 |
| 72" | EXU247272V5 |

| | |
|-----|-------------|
| 22" | EXA242472V5 |
| 28" | EXA243072V5 |
| 34" | EXA243672V5 |
| 40" | EXA244272V5 |
| 46" | EXA244872V5 |
| 52" | EXA245472V5 |
| 58" | EXA246072V5 |
| 70" | EXA247272V5 |

Optional Accessories

- ☐ Corner Connector Sets
- ☐ Bottom Shelf Dunnage Stands (Low or Tall)
- ☐ Shelf Identification Tags
- ☐ Wall Fastener
- ☐ Floor Fastener
- ☐ Shelf Divider Panel
- ☐ Shelf Divider Bars (Straight or Angled)
- ☐ Single Shelf Sheet Pan Rack
- ☐ Single Shelf Security Cage
- ☐ Shelf Traverses (Single or Double)
- ☐ Drying and Storage Cradles
- ☐ Shelf Rails
- ☐ Universal Storage Rack
- ☐ Single and Add-on Can Racks

Architect Specs

Posts and Traverses: Proprietary non-corrosive composite material.
Post Connectors: Reinforced polypropylene.
Shelf Plates: Reinforced polypropylene with Camguard® antimicrobial.
Corner Connectors: Reinforced nylon.
Adjustable Foot: Reinforced nylon.
Traverse Dovetails: Reinforced nylon.
Post Connector Collar Wedge: Reinforced nylon.

Approvals



COMPONENT

Post Connectors, Corner Connectors, Floor Fastener, Wall Fastener, Identification Tags, Shelf Rails, Single Shelf Security Cage, Peg Board and Shelf Divider Bars are not NSF listed.

CAMBRO®

Information and specifications are subject to change without notice. Please confirm at time of order.

Telephone: (714) 848-1555 Toll Free: (800) 854-7631 Customer Service: (800) 833-3003

© Cambro Manufacturing Company Huntington Beach, California 92647

Printed in U.S.A. 09/24

EXCS3

www.cambro.com

D082307



Camshelving® Elements XTRA Series

Stationary Starter & Add-On Units 4 Solid or 4 Vented and Solid Shelves (3 Vented + 1 Solid)

| HEIGHT | DEPTHS | LENGTHS | |
|--------|--------|---------|-----|
| 1 | 3 | 8 | |
| 72" | 18" | 24" | 48" |
| | 21" | 30" | 54" |
| | 24" | 36" | 60" |
| | | 42" | 72" |

- Starter Units include:**

2 factory assembled post kits, 8 or 10 shelf traverses, traverse dovetails and shelf plates.

- Add-On Units include:**

1 factory assembled post kit, 8 or 10 shelf traverses, traverse dovetails and shelf plates.

All units ship complete in 1 box.



Features & Benefits

- Designed to easily support the performance demands of a busy foodservice operation with medium to heavy storage needs.
- Use in walk-in coolers, freezers, dry storage, warewashing areas, loading docks or front of the house. Withstands storage temperatures -36° to 190°F (-38° to 88°C). Impervious to moisture, chemicals, salt, food acids and humidity.
- Posts and traverses are made of a revolutionary, extremely strong composite material with a smooth, easy to clean surface. Stronger than common wire shelving and lighter in weight than Camshelving Premium Series. Traverse dovetails are separate from the posts and attach easily to secure the shelf traverses.
- Smooth polypropylene shelf plates contain Camguard, an antimicrobial technology that inhibits the growth of mold, fungus and bacteria that may cause odors, stains and product degradation.
- Shelving Units interconnect in straight lines with shared posts. Uniquely engineered Post Connectors offer exceptional cross stabilization. Weight bearing is uncompromised and space is maximized. No add-on clips or "S" hooks required.
- Easily install heavy-duty Corner Connectors (front and back clasp design) to add shelves in corners or to install middle shelves between 2 units without any loss of weight bearing. Maximizes usable, easy access storage space.
- Posts and traverses wipe clean. Traverses and shelf plates remove easily for cleaning.
- Shelf traverses can be removed and adjusted at 4" (10,2 cm) increments.
- Sturdy reinforced nylon foot adjusts easily to level units.
- Requires some assembly with minimal parts. Use a rubber mallet only.
- Lifetime warranty against rust and corrosion (posts, traverses and shelf plates).
- Available in 1 color – Speckled Gray (480).

Project _____

Item No. _____

Model No. _____

Quantity _____



Stationary Starter Unit



Stationary Add-On Unit

WEIGHT BEARING CAPACITY

Weight must be evenly distributed across the entire shelf.

| SINGLE UNIT | | UNIT LENGTH 24" – 60" | UNIT LENGTH 72" |
|-------------|----------------------------------|--------------------------|--------------------|
| | | | |
| SINGLE UNIT | Unit only | 2400 lbs. | 2400 lbs. |
| | Shelf only | 800 | 600 |
| | Unit with dunnage stand* | 2800 | 2700 |
| | Bottom shelf with dunnage stand* | 1200 | 900 |

| CORNER UNIT | With 2 Dunnage Stands required | UNIT LENGTH 24" – 60" | |
|-------------|-----------------------------------|--------------------------|---|
| | | | |
| CORNER UNIT | Unit only | 2400 | — |
| | Shelf only | 800 | — |
| | Bottom shelf with dunnage stands* | 1200 | — |

| INTERMEDIATE SHELVES | Shelves Installed Between 2 Units | UNIT LENGTH 24" – 60" | |
|-------------------------|--------------------------------------|--------------------------|---|
| | | | |
| INTERMEDIATE SHELVES | Unit only | 2400 | — |
| | Shelf only | 800 | — |
| | Bottom shelf with dunnage stands* | 1200 | — |

*Dunnage Stands add stability and increase weight bearing capacity on bottom shelf only. Add to any shelf length. Highly recommended for Starter Units 54" (1375 mm) and longer, all Corner Units, U-Shape Units and units specified for heavier loads.

Approvals



COMPONENT

Post Connectors, Corner Connectors, Floor Fastener, Wall Fastener, Identification Tags, Shelf Rails, Single Shelf Security Cage, Peg Board and Shelf Divider Bars are not NSF listed.



Information and specifications are subject to change without notice. Please confirm at time of order.

Telephone: (714) 848-1555 Toll Free: (800) 854-7631 Customer Service: (800) 833-3003

© Cambro Manufacturing Company Huntington Beach, California 92647

Printed in U.S.A. 09/24

www.cambro.com

Camshelving® Elements XTRA Series

Stationary Starter & Add-On Units
4 Solid or 4 Vented and Solid Shelves
(3 Vented + 1 Solid)

Project _____

Item No. _____

Model No. _____

Quantity _____

S4

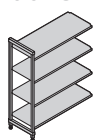
4-Shelf Solid Units

72"
HEIGHT

Starter



Add-On



18"
DEPTH

| LENGTH | CODE |
|--------|-------------|
| 24" | EXU182472S4 |
| 30" | EXU183072S4 |
| 36" | EXU183672S4 |
| 42" | EXU184272S4 |
| 48" | EXU184872S4 |
| 54" | EXU185472S4 |
| 60" | EXU186072S4 |
| 72" | EXU187272S4 |

| LENGTH | CODE |
|--------|-------------|
| 22" | EXA182472S4 |
| 28" | EXA183072S4 |
| 34" | EXA183672S4 |
| 40" | EXA184272S4 |
| 46" | EXA184872S4 |
| 52" | EXA185472S4 |
| 58" | EXA186072S4 |
| 70" | EXA187272S4 |

21"
DEPTH

| | |
|-----|-------------|
| 24" | EXU212472S4 |
| 30" | EXU213072S4 |
| 36" | EXU213672S4 |
| 42" | EXU214272S4 |
| 48" | EXU214872S4 |
| 54" | EXU215472S4 |
| 60" | EXU216072S4 |
| 72" | EXU217272S4 |

| | |
|-----|-------------|
| 22" | EXA212472S4 |
| 28" | EXA213072S4 |
| 34" | EXA213672S4 |
| 40" | EXA214272S4 |
| 46" | EXA214872S4 |
| 52" | EXA215472S4 |
| 58" | EXA216072S4 |
| 70" | EXA217272S4 |

24"
DEPTH

| | |
|-----|-------------|
| 24" | EXU242472S4 |
| 30" | EXU243072S4 |
| 36" | EXU243672S4 |
| 42" | EXU244272S4 |
| 48" | EXU244872S4 |
| 54" | EXU245472S4 |
| 60" | EXU246072S4 |
| 72" | EXU247272S4 |

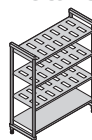
| | |
|-----|-------------|
| 22" | EXA242472S4 |
| 28" | EXA243072S4 |
| 34" | EXA243672S4 |
| 40" | EXA244272S4 |
| 46" | EXA244872S4 |
| 52" | EXA245472S4 |
| 58" | EXA246072S4 |
| 70" | EXA247272S4 |

Color: Speckled Gray (480).

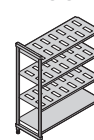
VS4

4-Shelf Units (3 Vented + 1 Solid)

Starter



Add-On



| LENGTH | CODE |
|--------|--------------|
| 24" | EXU182472VS4 |
| 30" | EXU183072VS4 |
| 36" | EXU183672VS4 |
| 42" | EXU184272VS4 |
| 48" | EXU184872VS4 |
| 54" | EXU185472VS4 |
| 60" | EXU186072VS4 |
| 72" | EXU187272VS4 |

| LENGTH | CODE |
|--------|--------------|
| 22" | EXA182472VS4 |
| 28" | EXA183072VS4 |
| 34" | EXA183672VS4 |
| 40" | EXA184272VS4 |
| 46" | EXA184872VS4 |
| 52" | EXA185472VS4 |
| 58" | EXA186072VS4 |
| 70" | EXA187272VS4 |

| | |
|-----|--------------|
| 24" | EXU212472VS4 |
| 30" | EXU213072VS4 |
| 36" | EXU213672VS4 |
| 42" | EXU214272VS4 |
| 48" | EXU214872VS4 |
| 54" | EXU215472VS4 |
| 60" | EXU216072VS4 |
| 72" | EXU217272VS4 |

| | |
|-----|--------------|
| 22" | EXA212472VS4 |
| 28" | EXA213072VS4 |
| 34" | EXA213672VS4 |
| 40" | EXA214272VS4 |
| 46" | EXA214872VS4 |
| 52" | EXA215472VS4 |
| 58" | EXA216072VS4 |
| 70" | EXA217272VS4 |

| | |
|-----|--------------|
| 24" | EXU242472VS4 |
| 30" | EXU243072VS4 |
| 36" | EXU243672VS4 |
| 42" | EXU244272VS4 |
| 48" | EXU244872VS4 |
| 54" | EXU245472VS4 |
| 60" | EXU246072VS4 |
| 72" | EXU247272VS4 |

| | |
|-----|--------------|
| 22" | EXA242472VS4 |
| 28" | EXA243072VS4 |
| 34" | EXA243672VS4 |
| 40" | EXA244272VS4 |
| 46" | EXA244872VS4 |
| 52" | EXA245472VS4 |
| 58" | EXA246072VS4 |
| 70" | EXA247272VS4 |

Optional Accessories

- ☐ Corner Connector Sets
- ☐ Bottom Shelf Dunnage Stands (Low or Tall)
- ☐ Shelf Identification Tags
- ☐ Wall Fastener
- ☐ Floor Fastener
- ☐ Shelf Divider Panel
- ☐ Shelf Divider Bars (Straight or Angled)
- ☐ Single Shelf Sheet Pan Rack
- ☐ Single Shelf Security Cage
- ☐ Shelf Traverses (Single or Double)
- ☐ Drying and Storage Cradles
- ☐ Shelf Rails
- ☐ Universal Storage Rack
- ☐ Single and Add-on Can Racks

Architect Specs

Posts and Traverses: Proprietary non-corrosive composite material.
Post Connectors: Reinforced polypropylene.
Shelf Plates: Reinforced polypropylene with Camguard® antimicrobial.
Corner Connectors: Reinforced nylon.
Adjustable Foot: Reinforced nylon.
Traverse Dovetails: Reinforced nylon.
Post Connector Collar Wedge: Reinforced nylon.

Approvals



Post Connectors, Corner Connectors, Floor Fastener, Wall Fastener, Identification Tags, Shelf Rails, Single Shelf Security Cage, Peg Board and Shelf Divider Bars are not NSF listed.

CAMBRO®

Information and specifications are subject to change without notice. Please confirm at time of order.

Telephone: (714) 848-1555 Toll Free: (800) 854-7631 Customer Service: (800) 833-3003

© Cambro Manufacturing Company Huntington Beach, California 92647

Printed in U.S.A. 09/24

EXCS4

www.cambro.com

D082307



Camshelving® Elements XTRA Series

Stationary Starter & Add-On Units 4 or 5 Vented Shelves

| HEIGHT | DEPTHS | LENGTHS | |
|--------|--------|---------|-----|
| 1 | 3 | 8 | |
| 84" | 18" | 24" | 48" |
| | 21" | 30" | 54" |
| | 24" | 36" | 60" |
| | | 42" | 72" |

- **Starter Units include:**

2 factory assembled post kits, 8 or 10 shelf traverses, traverse dovetails and shelf plates.

- **Add-On Units include:**

1 factory assembled post kit, 8 or 10 shelf traverses, traverse dovetails and shelf plates.

All units ship complete in 1 box.



Features & Benefits

- Designed to easily support the performance demands of a busy foodservice operation with medium to heavy storage needs.
- Use in walk-in coolers, freezers, dry storage, warewashing areas, loading docks or front of the house. Withstands storage temperatures -36° to 190°F (-38° to 88°C). Impervious to moisture, chemicals, salt, food acids and humidity.
- Posts and traverses are made of a revolutionary, extremely strong composite material with a smooth, easy to clean surface. Stronger than common wire shelving and lighter in weight than Camshelving Premium Series. Traverse dovetails are separate from the posts and attach easily to secure the shelf traverses.
- Smooth polypropylene shelf plates contain Camguard, an antimicrobial technology that inhibits the growth of mold, fungus and bacteria that may cause odors, stains and product degradation.
- Shelving Units interconnect in straight lines with shared posts. Uniquely engineered Post Connectors offer exceptional cross stabilization. Weight bearing is uncompromised and space is maximized. No add-on clips or "S" hooks required.
- Easily install heavy-duty Corner Connectors (front and back clasp design) to add shelves in corners or to install middle shelves between 2 units without any loss of weight bearing. Maximizes usable, easy access storage space.
- Posts and traverses wipe clean. Traverses and shelf plates remove easily for cleaning.
- Shelf traverses can be removed and adjusted at 4" (10,2 cm) increments.
- Sturdy reinforced nylon foot adjusts easily to level units.
- Requires some assembly with minimal parts. Use a rubber mallet only.
- Lifetime warranty against rust and corrosion (posts, traverses and shelf plates).
- Available in 1 color – Speckled Gray (480).

Project _____

Item No. _____

Model No. _____

Quantity _____



Stationary Starter Unit



Stationary Starter and Add-On Unit

WEIGHT BEARING CAPACITY

Weight must be evenly distributed across the entire shelf.

| SINGLE UNIT | | UNIT LENGTH 24" – 60" | UNIT LENGTH 72" |
|-------------|----------------------------------|--------------------------|--------------------|
| | | | |
| SINGLE UNIT | Unit only | 2400 lbs. | 2400 lbs. |
| | Shelf only | 800 | 600 |
| | Unit with dunnage stand* | 2800 | 2700 |
| | Bottom shelf with dunnage stand* | 1200 | 900 |

| CORNER UNIT | | UNIT LENGTH 24" – 60" | |
|-----------------------------------|-----------------------------------|--------------------------|---|
| | | | |
| With 2 Dunnage Stands required | Unit only | 2400 | — |
| | Shelf only | 800 | — |
| | Bottom shelf with dunnage stands* | 1200 | — |

| INTERMEDIATE SHELVES | | UNIT LENGTH 24" – 60" | |
|--------------------------------------|-----------------------------------|--------------------------|---|
| | | | |
| Shelves Installed Between 2 Units | Unit only | 2400 | — |
| | Shelf only | 800 | — |
| | Bottom shelf with dunnage stands* | 1200 | — |

*Dunnage Stands add stability and increase weight bearing capacity on bottom shelf only. Add to any shelf length. Highly recommended for Starter Units 54" (1375 mm) and longer, all Corner Units, U-Shape Units and units specified for heavier loads.

Approvals



COMPONENT

Post Connectors, Corner Connectors, Floor Fastener, Wall Fastener, Identification Tags, Shelf Rails, Single Shelf Security Cage, Peg Board and Shelf Divider Bars are not NSF listed.



Information and specifications are subject to change without notice. Please confirm at time of order.

Telephone: (714) 848-1555 Toll Free: (800) 854-7631 Customer Service: (800) 833-3003

© Cambro Manufacturing Company Huntington Beach, California 92647

Printed in U.S.A. 09/24

www.cambro.com

Camshelving® Elements XTRA Series

Stationary Starter & Add-On Units 4 or 5 Vented Shelves

Project _____

Item No. _____

Model No. _____

Quantity _____

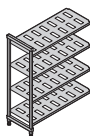
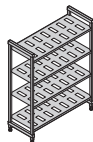
V4

4-Shelf Vented Units

Starter

Add-On

84"
HEIGHT



18"
DEPTH

| LENGTH | CODE |
|--------|-------------|
| 24" | EXU182484V4 |
| 30" | EXU183084V4 |
| 36" | EXU183684V4 |
| 42" | EXU184284V4 |
| 48" | EXU184884V4 |
| 54" | EXU185484V4 |
| 60" | EXU186084V4 |
| 72" | EXU188484V4 |

| LENGTH | CODE |
|--------|-------------|
| 22" | EXA182484V4 |
| 28" | EXA183084V4 |
| 34" | EXA183684V4 |
| 40" | EXA184284V4 |
| 46" | EXA184884V4 |
| 52" | EXA185484V4 |
| 58" | EXA186084V4 |
| 70" | EXA187284V4 |

21"
DEPTH

| | |
|-----|-------------|
| 24" | EXU212484V4 |
| 30" | EXU213084V4 |
| 36" | EXU213684V4 |
| 42" | EXU214284V4 |
| 48" | EXU214884V4 |
| 54" | EXU215484V4 |
| 60" | EXU216084V4 |
| 72" | EXU217284V4 |

| | |
|-----|-------------|
| 22" | EXA212484V4 |
| 28" | EXA213084V4 |
| 34" | EXA213684V4 |
| 40" | EXA214284V4 |
| 46" | EXA214884V4 |
| 52" | EXA215484V4 |
| 58" | EXA216084V4 |
| 70" | EXA218484V4 |

24"
DEPTH

| | |
|-----|-------------|
| 24" | EXU242484V4 |
| 30" | EXU243084V4 |
| 36" | EXU243684V4 |
| 42" | EXU244284V4 |
| 48" | EXU244884V4 |
| 54" | EXU245484V4 |
| 60" | EXU246084V4 |
| 72" | EXU247284V4 |

| | |
|-----|-------------|
| 22" | EXA242484V4 |
| 28" | EXA243084V4 |
| 34" | EXA243684V4 |
| 40" | EXA244284V4 |
| 46" | EXA244884V4 |
| 52" | EXA245484V4 |
| 58" | EXA246084V4 |
| 70" | EXA247284V4 |

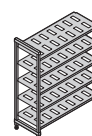
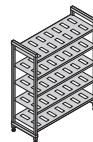
Color: Speckled Gray (480).

V5

5-Shelf Vented Units

Starter

Add-On



| LENGTH | CODE |
|--------|-------------|
| 24" | EXU182484V5 |
| 30" | EXU183084V5 |
| 36" | EXU183684V5 |
| 42" | EXU184284V5 |
| 48" | EXU184884V5 |
| 54" | EXU185484V5 |
| 60" | EXU186084V5 |
| 72" | EXU187284V5 |

| LENGTH | CODE |
|--------|-------------|
| 22" | EXA182484V5 |
| 28" | EXA183084V5 |
| 34" | EXA183684V5 |
| 40" | EXA184284V5 |
| 46" | EXA184884V5 |
| 52" | EXA185484V5 |
| 58" | EXA186084V5 |
| 70" | EXA187284V5 |

| | |
|-----|-------------|
| 24" | EXU212484V5 |
| 30" | EXU213084V5 |
| 36" | EXU213684V5 |
| 42" | EXU214284V5 |
| 48" | EXU214884V5 |
| 54" | EXU215484V5 |
| 60" | EXU216084V5 |
| 72" | EXU217284V5 |

| | |
|-----|-------------|
| 22" | EXA212484V5 |
| 28" | EXA213084V5 |
| 34" | EXA213684V5 |
| 40" | EXA214284V5 |
| 46" | EXA214884V5 |
| 52" | EXA215484V5 |
| 58" | EXA216084V5 |
| 70" | EXA217284V5 |

| | |
|-----|-------------|
| 24" | EXU242484V5 |
| 30" | EXU243084V5 |
| 36" | EXU243684V5 |
| 42" | EXU244284V5 |
| 48" | EXU244884V5 |
| 54" | EXU245484V5 |
| 60" | EXU246084V5 |
| 72" | EXU247284V5 |

| | |
|-----|-------------|
| 22" | EXA242484V5 |
| 28" | EXA243084V5 |
| 34" | EXA243684V5 |
| 40" | EXA244284V5 |
| 46" | EXA244884V5 |
| 52" | EXA245484V5 |
| 58" | EXA246084V5 |
| 70" | EXA247284V5 |

Optional Accessories

- ☐ Corner Connector Sets
- ☐ Bottom Shelf Dunnage Stands (Low or Tall)
- ☐ Shelf Identification Tags
- ☐ Wall Fastener
- ☐ Floor Fastener
- ☐ Shelf Divider Panel
- ☐ Shelf Divider Bars (Straight or Angled)
- ☐ Single Shelf Sheet Pan Rack
- ☐ Single Shelf Security Cage
- ☐ Shelf Traverses (Single or Double)
- ☐ Drying and Storage Cradles
- ☐ Shelf Rails
- ☐ Universal Storage Rack
- ☐ Single and Add-on Can Racks

Architect Specs

Posts and Traverses: Proprietary non-corrosive composite material.
Post Connectors: Reinforced polypropylene.
Shelf Plates: Reinforced polypropylene with Camguard® antimicrobial.
Corner Connectors: Reinforced nylon.
Adjustable Foot: Reinforced nylon.
Traverse Dovetails: Reinforced nylon.
Post Connector Collar Wedge: Reinforced nylon.

Approvals



COMPONENT

Post Connectors, Corner Connectors, Floor Fastener, Wall Fastener, Identification Tags, Shelf Rails, Single Shelf Security Cage, Peg Board and Shelf Divider Bars are not NSF listed.

CAMBRO®

Information and specifications are subject to change without notice. Please confirm at time of order.

Telephone: (714) 848-1555 Toll Free: (800) 854-7631 Customer Service: (800) 833-3003

© Cambro Manufacturing Company Huntington Beach, California 92647

Printed in U.S.A. 09/24

www.cambro.com

EXCS5

D082307



Camshelving® Elements XTRA Series

Stationary Starter & Add-On Units 4 or 5 Solid Shelves

| HEIGHT | DEPTHS | LENGTHS | |
|--------|--------|---------|-----|
| 1 | 3 | 8 | |
| 84" | 18" | 24" | 48" |
| | 21" | 30" | 54" |
| | 24" | 36" | 60" |
| | | 42" | 72" |

- **Starter Units include:**
2 factory assembled post kits, 8 or 10 shelf traverses, traverse dovetails and shelf plates.
- **Add-On Units include:**
1 factory assembled post kit, 8 or 10 shelf traverses, traverse dovetails and shelf plates.

All units ship complete in 1 box.



Features & Benefits

- Designed to easily support the performance demands of a busy foodservice operation with medium to heavy storage needs.
- Use in walk-in coolers, freezers, dry storage, warewashing areas, loading docks or front of the house. Withstands storage temperatures -36° to 190°F (-38° to 88°C). Impervious to moisture, chemicals, salt, food acids and humidity.
- Posts and traverses are made of a revolutionary, extremely strong composite material with a smooth, easy to clean surface. Stronger than common wire shelving and lighter in weight than Camshelving Premium Series. Traverse dovetails are separate from the posts and attach easily to secure the shelf traverses.
- Smooth polypropylene shelf plates contain Camguard, an antimicrobial technology that inhibits the growth of mold, fungus and bacteria that may cause odors, stains and product degradation.
- Shelving Units interconnect in straight lines with shared posts. Uniquely engineered Post Connectors offer exceptional cross stabilization. Weight bearing is uncompromised and space is maximized. No add-on clips or "S" hooks required.
- Easily install heavy-duty Corner Connectors (front and back clasp design) to add shelves in corners or to install middle shelves between 2 units without any loss of weight bearing. Maximizes usable and easy to access storage space.
- Posts and traverses wipe clean. Traverses and shelf plates remove easily for cleaning.
- Shelf traverses can be removed and adjusted at 4" (10,2 cm) increments.
- Sturdy reinforced nylon foot adjusts easily to level units.
- Requires some assembly with minimal parts. Use a rubber mallet only.
- Lifetime warranty against rust and corrosion (posts, traverses and shelf plates).
- Available in 1 color – Speckled Gray (480).

Project _____

Item No. _____

Model No. _____

Quantity _____



Stationary Starter Unit



Stationary Add-On Unit

WEIGHT BEARING CAPACITY

Weight must be evenly distributed across the entire shelf.

| SINGLE UNIT | | UNIT LENGTH 24" – 60" | UNIT LENGTH 72" |
|-------------|----------------------------------|--------------------------|--------------------|
| | | | |
| | Unit only | 2400 lbs. | 2400 lbs. |
| | Shelf only | 800 | 600 |
| | Unit with dunnage stand* | 2800 | 2700 |
| | Bottom shelf with dunnage stand* | 1200 | 900 |

| CORNER UNIT With 2 Dunnage Stands required | | UNIT LENGTH 24" – 60" | |
|--|-----------------------------------|--------------------------|---|
| | | | |
| | Unit only | 2400 | — |
| | Shelf only | 800 | — |
| | Bottom shelf with dunnage stands* | 1200 | — |

| INTERMEDIATE SHELVES Shelves Installed Between 2 Units | | UNIT LENGTH 24" – 60" | |
|---|-----------------------------------|--------------------------|---|
| | | | |
| | Unit only | 2400 | — |
| | Shelf only | 800 | — |
| | Bottom shelf with dunnage stands* | 1200 | — |

*Dunnage Stands add stability and increase weight bearing capacity on bottom shelf only. Add to any shelf length. Highly recommended for Starter Units 54" (1375 mm) and longer, all Corner Units, U-Shape Units and units specified for heavier loads.

Approvals



COMPONENT

Post Connectors, Corner Connectors, Floor Fastener, Wall Fastener, Identification Tags, Shelf Rails, Single Shelf Security Cage, Peg Board and Shelf Divider Bars are not NSF listed.



Information and specifications are subject to change without notice. Please confirm at time of order.

Telephone: (714) 848-1555 Toll Free: (800) 854-7631 Customer Service: (800) 833-3003

© Cambro Manufacturing Company Huntington Beach, California 92647

Printed in U.S.A. 09/24

www.cambro.com

Camshelving® Elements XTRA Series

Stationary Starter & Add-On Units 4 or 5 Solid Shelves

Project _____

Item No. _____

Model No. _____

Quantity _____

S4

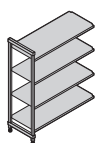
4-Shelf Solid Units

84"
HEIGHT

Starter



Add-On



18"
DEPTH

| LENGTH | CODE |
|--------|-------------|
| 24" | EXU182484S4 |
| 30" | EXU183084S4 |
| 36" | EXU183684S4 |
| 42" | EXU184284S4 |
| 48" | EXU184884S4 |
| 54" | EXU185484S4 |
| 60" | EXU186084S4 |
| 72" | EXU187284S4 |

| LENGTH | CODE |
|--------|-------------|
| 22" | EXA182484S4 |
| 28" | EXA183084S4 |
| 34" | EXA183684S4 |
| 40" | EXA184284S4 |
| 46" | EXA184884S4 |
| 52" | EXA185484S4 |
| 58" | EXA186084S4 |
| 70" | EXA187284S4 |

21"
DEPTH

| | |
|-----|-------------|
| 24" | EXU212484S4 |
| 30" | EXU213084S4 |
| 36" | EXU213684S4 |
| 42" | EXU214284S4 |
| 48" | EXU214884S4 |
| 54" | EXU215484S4 |
| 60" | EXU216084S4 |
| 72" | EXU217284S4 |

| | |
|-----|-------------|
| 22" | EXA212484S4 |
| 28" | EXA213084S4 |
| 34" | EXA213684S4 |
| 40" | EXA214284S4 |
| 46" | EXA214884S4 |
| 52" | EXA215484S4 |
| 58" | EXA216084S4 |
| 70" | EXA217284S4 |

24"
DEPTH

| | |
|-----|-------------|
| 24" | EXU242484S4 |
| 30" | EXU243084S4 |
| 36" | EXU243684S4 |
| 42" | EXU244284S4 |
| 48" | EXU244884S4 |
| 54" | EXU245484S4 |
| 60" | EXU246084S4 |
| 72" | EXU247284S4 |

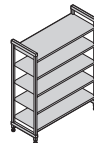
| | |
|-----|-------------|
| 22" | EXA242484S4 |
| 28" | EXA243084S4 |
| 34" | EXA243684S4 |
| 40" | EXA244284S4 |
| 46" | EXA244884S4 |
| 52" | EXA245484S4 |
| 58" | EXA246084S4 |
| 70" | EXA247284S4 |

Color: Speckled Gray (480).

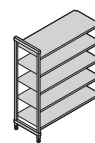
S5

5-Shelf Solid Units

Starter



Add-On



| LENGTH | CODE |
|--------|-------------|
| 24" | EXU182484S5 |
| 30" | EXU183084S5 |
| 36" | EXU183684S5 |
| 42" | EXU184284S5 |
| 48" | EXU184884S5 |
| 54" | EXU185484S5 |
| 60" | EXU186084S5 |
| 72" | EXU187284S5 |

| LENGTH | CODE |
|--------|-------------|
| 22" | EXA182484S5 |
| 28" | EXA183084S5 |
| 34" | EXA183684S5 |
| 40" | EXA184284S5 |
| 46" | EXA184884S5 |
| 52" | EXA185484S5 |
| 58" | EXA186084S5 |
| 70" | EXA187284S5 |

| | |
|-----|-------------|
| 24" | EXU212484S5 |
| 30" | EXU213084S5 |
| 36" | EXU213684S5 |
| 42" | EXU214284S5 |
| 48" | EXU214884S5 |
| 54" | EXU215484S5 |
| 60" | EXU216084S5 |
| 72" | EXU217284S5 |

| | |
|-----|-------------|
| 22" | EXA212484S5 |
| 28" | EXA213084S5 |
| 34" | EXA213684S5 |
| 40" | EXA214284S5 |
| 46" | EXA214884S5 |
| 52" | EXA215484S5 |
| 58" | EXA216084S5 |
| 70" | EXA217284S5 |

| | |
|-----|-------------|
| 24" | EXU242484S5 |
| 30" | EXU243084S5 |
| 36" | EXU243684S5 |
| 42" | EXU244284S5 |
| 48" | EXU244884S5 |
| 54" | EXU245484S5 |
| 60" | EXU246084S5 |
| 72" | EXU247284S5 |

| | |
|-----|-------------|
| 22" | EXA242484S5 |
| 28" | EXA243084S5 |
| 34" | EXA243684S5 |
| 40" | EXA244284S5 |
| 46" | EXA244884S5 |
| 52" | EXA245484S5 |
| 58" | EXA246084S5 |
| 70" | EXA247284S5 |

Optional Accessories

- ☐ Corner Connector Sets
- ☐ Bottom Shelf Dunnage Stands (Low or Tall)
- ☐ Shelf Identification Tags
- ☐ Wall Fastener
- ☐ Floor Fastener
- ☐ Shelf Divider Panel
- ☐ Shelf Divider Bars (Straight or Angled)
- ☐ Single Shelf Sheet Pan Rack
- ☐ Single Shelf Security Cage
- ☐ Shelf Traverses (Single or Double)
- ☐ Drying and Storage Cradles
- ☐ Shelf Rails
- ☐ Universal Storage Rack
- ☐ Single and Add-on Can Racks

Architect Specs

Posts and Traverses: Proprietary non-corrosive composite material.
Post Connectors: Reinforced polypropylene.
Shelf Plates: Reinforced polypropylene with Camguard® antimicrobial.
Corner Connectors: Reinforced nylon.
Adjustable Foot: Reinforced nylon.
Traverse Dovetails: Reinforced nylon.
Post Connector Collar Wedge: Reinforced nylon.

Approvals



COMPONENT

Post Connectors, Corner Connectors, Floor Fastener, Wall Fastener, Identification Tags, Shelf Rails, Single Shelf Security Cage, Peg Board and Shelf Divider Bars are not NSF listed.

CAMBRO®

Information and specifications are subject to change without notice. Please confirm at time of order.

Telephone: (714) 848-1555 Toll Free: (800) 854-7631 Customer Service: (800) 833-3003

© Cambro Manufacturing Company Huntington Beach, California 92647

Printed in U.S.A. 09/24

www.cambro.com

EXCS6

D082307



Camshelving® Elements XTRA Series

Stationary Starter & Add-On Units

4 or 5 Vented and Solid Shelves (3 Vented + 1 Solid or 4 Vented + 1 Solid)

| HEIGHT | DEPTHS | LENGTHS | |
|--------|--------|---------|-----|
| 1 | 3 | 8 | |
| 84" | 18" | 24" | 48" |
| | 21" | 30" | 54" |
| | 24" | 36" | 60" |
| | | 42" | 72" |

• Starter Units include:

2 factory assembled post kits, 8 or 10 shelf traverses, traverse dovetails and shelf plates.

• Add-On Units include:

1 factory assembled post kit, 8 or 10 shelf traverses, traverse dovetails and shelf plates.

All units ship complete in 1 box.



Features & Benefits

- Designed to easily support the performance demands of a busy foodservice operation with medium to heavy storage needs.
- Use in walk-in coolers, freezers, dry storage, warewashing areas, loading docks or front of the house. Withstands storage temperatures -36° to 190°F (-38° to 88°C). Impervious to moisture, chemicals, salt, food acids and humidity.
- Posts and traverses are made of a revolutionary, extremely strong composite material with a smooth, easy to clean surface. Stronger than common wire shelving and lighter in weight than Camshelving Premium Series. Traverse dovetails are separate from the posts and attach easily to secure the shelf traverses.
- Smooth polypropylene shelf plates contain Camguard, an antimicrobial technology that inhibits the growth of mold, fungus and bacteria that may cause odors, stains and product degradation.
- Shelving Units interconnect in straight lines with shared posts. Uniquely engineered Post Connectors offer exceptional cross stabilization. Weight bearing is uncompromised and space is maximized. No add-on clips or "S" hooks required.
- Easily install heavy-duty Corner Connectors (front and back clasp design) to add shelves in corners or to install middle shelves between 2 units without any loss of weight bearing. Maximizes usable and easy to access storage space.
- Posts and traverses wipe clean. Traverses and shelf plates remove easily for cleaning.
- Shelf traverses can be removed and adjusted at 4" (10,2 cm) increments.
- Sturdy reinforced nylon foot adjusts easily to level units.
- Requires some assembly with minimal parts. Use a rubber mallet only.
- Lifetime warranty against rust and corrosion (posts, traverses and shelf plates).
- Available in 1 color – Speckled Gray (480).

Project _____

Item No. _____

Model No. _____

Quantity _____



Stationary Starter Unit



Stationary Add-On Unit

WEIGHT BEARING CAPACITY

Weight must be evenly distributed across the entire shelf.

| SINGLE UNIT | | UNIT LENGTH 24" – 60" | UNIT LENGTH 72" |
|-------------|----------------------------------|--------------------------|--------------------|
| | | | |
| | Unit only | 2400 lbs. | 2400 lbs. |
| | Shelf only | 800 | 600 |
| | Unit with dunnage stand* | 2800 | 2700 |
| | Bottom shelf with dunnage stand* | 1200 | 900 |

| CORNER UNIT | With 2 Dunnage Stands required | UNIT LENGTH 24" – 60" | |
|-------------|-----------------------------------|--------------------------|---|
| | | | |
| | Unit only | 2400 | — |
| | Shelf only | 800 | — |
| | Bottom shelf with dunnage stands* | 1200 | — |

| INTERMEDIATE SHELVES | Shelves Installed Between 2 Units | UNIT LENGTH 24" – 60" | |
|-------------------------|--------------------------------------|--------------------------|---|
| | | | |
| | Unit only | 2400 | — |
| | Shelf only | 800 | — |
| | Bottom shelf with dunnage stands* | 1200 | — |

*Dunnage Stands add stability and increase weight bearing capacity on bottom shelf only. Add to any shelf length. Highly recommended for Starter Units 54" (1375 mm) and longer, all Corner Units, U-Shape Units and units specified for heavier loads.

Approvals



COMPONENT

Post Connectors, Corner Connectors, Floor Fastener, Wall Fastener, Identification Tags, Shelf Rails, Single Shelf Security Cage, Peg Board and Shelf Divider Bars are not NSF listed.



Information and specifications are subject to change without notice. Please confirm at time of order.

Telephone: (714) 848-1555 Toll Free: (800) 854-7631 Customer Service: (800) 833-3003

© Cambro Manufacturing Company Huntington Beach, California 92647

Printed in U.S.A. 09/24

www.cambro.com

Camshelving® Elements XTRA Series

Stationary Starter & Add-On Units

4 or 5 Vented and Solid Shelves (3 Vented + 1 Solid or 4 Vented + 1 Solid)

Project _____

Item No. _____

Model No. _____

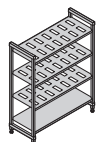
Quantity _____

VS4

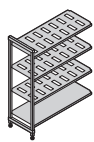
4-Shelf Units (3 Vented + 1 Solid)

84"
HEIGHT

Starter



Add-On



18"
DEPTH

| LENGTH | CODE |
|--------|--------------|
| 24" | EXU182484VS4 |
| 30" | EXU183084VS4 |
| 36" | EXU183684VS4 |
| 42" | EXU184284VS4 |
| 48" | EXU184884VS4 |
| 54" | EXU185484VS4 |
| 60" | EXU186084VS4 |
| 72" | EXU187284VS4 |

| LENGTH | CODE |
|--------|--------------|
| 22" | EXA182484VS4 |
| 28" | EXA183084VS4 |
| 34" | EXA183684VS4 |
| 40" | EXA184284VS4 |
| 46" | EXA184884VS4 |
| 52" | EXA185484VS4 |
| 58" | EXA186084VS4 |
| 70" | EXA187284VS4 |

21"
DEPTH

| | |
|-----|--------------|
| 24" | EXU212484VS4 |
| 30" | EXU213084VS4 |
| 36" | EXU213684VS4 |
| 42" | EXU214284VS4 |
| 48" | EXU214884VS4 |
| 54" | EXU215484VS4 |
| 60" | EXU216084VS4 |
| 72" | EXU217284VS4 |

| | |
|-----|--------------|
| 22" | EXA212484VS4 |
| 28" | EXA213084VS4 |
| 34" | EXA213684VS4 |
| 40" | EXA214284VS4 |
| 46" | EXA214884VS4 |
| 52" | EXA215484VS4 |
| 58" | EXA216084VS4 |
| 70" | EXA217284VS4 |

24"
DEPTH

| | |
|-----|--------------|
| 24" | EXU242484VS4 |
| 30" | EXU243084VS4 |
| 36" | EXU243684VS4 |
| 42" | EXU244284VS4 |
| 48" | EXU244884VS4 |
| 54" | EXU245484VS4 |
| 60" | EXU246084VS4 |
| 72" | EXU247284VS4 |

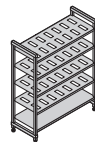
| | |
|-----|--------------|
| 22" | EXA242484VS4 |
| 28" | EXA243084VS4 |
| 34" | EXA243684VS4 |
| 40" | EXA244284VS4 |
| 46" | EXA244884VS4 |
| 52" | EXA245484VS4 |
| 58" | EXA246084VS4 |
| 70" | EXA247284VS4 |

Color: Speckled Gray (480).

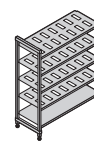
VS5

5-Shelf Units (4 Vented + 1 Solid)

Starter



Add-On



| LENGTH | CODE |
|--------|--------------|
| 24" | EXU182484VS5 |
| 30" | EXU183084VS5 |
| 36" | EXU183684VS5 |
| 42" | EXU184284VS5 |
| 48" | EXU184884VS5 |
| 54" | EXU185484VS5 |
| 60" | EXU186084VS5 |
| 72" | EXU187284VS5 |

| LENGTH | CODE |
|--------|--------------|
| 22" | EXA182484VS5 |
| 28" | EXA183084VS5 |
| 34" | EXA183684VS5 |
| 40" | EXA184284VS5 |
| 46" | EXA184884VS5 |
| 52" | EXA185484VS5 |
| 58" | EXA186084VS5 |
| 70" | EXA187284VS5 |

| | |
|-----|--------------|
| 24" | EXU212484VS5 |
| 30" | EXU213084VS5 |
| 36" | EXU213684VS5 |
| 42" | EXU214284VS5 |
| 48" | EXU214884VS5 |
| 54" | EXU215484VS5 |
| 60" | EXU216084VS5 |
| 72" | EXU217284VS5 |

| | |
|-----|--------------|
| 22" | EXA212484VS5 |
| 28" | EXA213084VS5 |
| 34" | EXA213684VS5 |
| 40" | EXA214284VS5 |
| 46" | EXA214884VS5 |
| 52" | EXA215484VS5 |
| 58" | EXA216084VS5 |
| 70" | EXA217284VS5 |

| | |
|-----|--------------|
| 24" | EXU242484VS5 |
| 30" | EXU243084VS5 |
| 36" | EXU243684VS5 |
| 42" | EXU244284VS5 |
| 48" | EXU244884VS5 |
| 54" | EXU245484VS5 |
| 60" | EXU246084VS5 |
| 72" | EXU247284VS5 |

| | |
|-----|--------------|
| 22" | EXA242484VS5 |
| 28" | EXA243084VS5 |
| 34" | EXA243684VS5 |
| 40" | EXA244284VS5 |
| 46" | EXA244884VS5 |
| 52" | EXA245484VS5 |
| 58" | EXA246084VS5 |
| 70" | EXA247284VS5 |

Optional Accessories

- ☐ Corner Connector Sets
- ☐ Bottom Shelf Dunnage Stands (Low or Tall)
- ☐ Shelf Identification Tags
- ☐ Wall Fastener
- ☐ Floor Fastener
- ☐ Shelf Divider Panel
- ☐ Shelf Divider Bars (Straight or Angled)
- ☐ Single Shelf Sheet Pan Rack
- ☐ Single Shelf Security Cage
- ☐ Shelf Traverses (Single or Double)
- ☐ Drying and Storage Cradles
- ☐ Shelf Rails
- ☐ Universal Storage Rack
- ☐ Single and Add-on Can Racks

Architect Specs

Posts and Traverses: Proprietary non-corrosive composite material.
Post Connectors: Reinforced polypropylene.
Shelf Plates: Reinforced polypropylene with Camguard® antimicrobial.
Corner Connectors: Reinforced nylon.
Adjustable Foot: Reinforced nylon.
Traverse Dovetails: Reinforced nylon.
Post Connector Collar Wedge: Reinforced nylon.

Approvals



Post Connectors, Corner Connectors, Floor Fastener, Wall Fastener, Identification Tags, Shelf Rails, Single Shelf Security Cage, Peg Board and Shelf Divider Bars are not NSF listed.

CAMBRO®

Information and specifications are subject to change without notice. Please confirm at time of order.

Telephone: (714) 848-1555 Toll Free: (800) 854-7631 Customer Service: (800) 833-3003

© Cambro Manufacturing Company Huntington Beach, California 92647

Printed in U.S.A. 09/24

www.cambro.com

EXCS7

D082307



Camshelving® Elements XTRA Series

Mobile Starter Units 4 or 5 Vented Shelves

| HEIGHTS | DEPTHS | LENGTHS | |
|---------|--------|---------|-----|
| 2 | 3 | 5 | |
| 70 ¼" | 18" | 36" | 54" |
| 78 ¼" | 21" | 42" | 60" |
| | 24" | 48" | |

- **Mobile Starter Units include:**

2 factory assembled mobile post kits, 8 or 10 shelf traverses, traverse dovetails, shelf plates and 4 premium swivel casters with total locking brake.

All units ship complete in 1 box.



Features & Benefits

- Use in walk-in coolers, freezers, dry storage, warewashing areas, loading docks or front of the house. Withstands storage temperatures -36° to 190°F (-38° to 88°C). Impervious to moisture, chemicals, salt, food acids and humidity.
- Posts and traverses are made of a revolutionary, extremely strong composite material with a smooth, easy to clean surface. Stronger than common wire shelving and lighter in weight than Camshelving Premium Series. Traverse dovetails are separate from the posts and attach easily to secure the shelf traverses.
- Premium caster is made of highly durable, non-corrosive plastic with a 5" (12,7 cm) swivel, non-marking thermoplastic rubber wheel. Total locking brake locks both swivel motion and the wheel.
- Optional donut bumper offers added protection during transport and when maneuvering mobile units into place against walls or alongside other units for storage.
- Smooth polypropylene shelf plates contain Camguard, an antimicrobial technology that inhibits the growth of mold, fungus and bacteria that may cause odors, stains and product degradation.
- Posts and traverses wipe clean. Traverses and shelf plates remove easily for cleaning.
- Shelf traverses can be removed and adjusted at 4" (10,2 cm) increments.
- Requires some assembly with minimal parts. Use a rubber mallet only.
- Lifetime warranty against rust and corrosion (posts, traverses and shelf plates).
- Available in 1 color – Speckled Gray (480).

Project _____

Item No. _____

Model No. _____

Quantity _____



Mobile Starter Unit with
4 Vented Shelves



Mobile Starter Unit with
5 Vented Shelves

WEIGHT BEARING CAPACITY

Weight must be evenly distributed across the entire shelf.

| | | UNIT LENGTH 36" – 60" |
|-------------|------------|--------------------------|
| MOBILE UNIT | Unit only* | 900 lbs. |

* Due to the weight bearing capacity of casters, maximum weight load on an entire Mobile Unit is 900 lbs. (408 kg).

Approvals



COMPONENT

Post Connectors, Corner Connectors, Floor Fastener, Wall Fastener, Identification Tags, Shelf Rails, Single Shelf Security Cage, Peg Board and Shelf Divider Bars are not NSF listed.



Information and specifications are subject to change without notice. Please confirm at time of order.

Telephone: (714) 848-1555 Toll Free: (800) 854-7631 Customer Service: (800) 833-3003

© Cambro Manufacturing Company Huntington Beach, California 92647

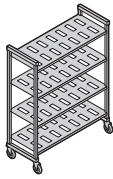
Printed in U.S.A. 09/24

www.cambro.com

Camshelving® Elements XTRA Series

Mobile Starter Units 4 or 5 Vented Shelves

70 1/4"
HEIGHT



18"
DEPTH

21"
DEPTH

24"
DEPTH

78 1/4"
HEIGHT

18"
DEPTH

21"
DEPTH

24"
DEPTH

V4 4-Shelf Vented Mobile Units

| CODE | DIMENSIONS D x L x H* |
|--------------|--------------------------|
| EXMU183670V4 | 18" x 36" x 70 1/4" |
| EXMU184270V4 | 18" x 42" x 70 1/4" |
| EXMU184870V4 | 18" x 48" x 70 1/4" |
| EXMU185470V4 | 18" x 54" x 70 1/4" |
| EXMU186070V4 | 18" x 60" x 70 1/4" |
| EXMU213670V4 | 21" x 36" x 70 1/4" |
| EXMU214270V4 | 21" x 42" x 70 1/4" |
| EXMU214870V4 | 21" x 48" x 70 1/4" |
| EXMU215470V4 | 21" x 54" x 70 1/4" |
| EXMU216070V4 | 21" x 60" x 70 1/4" |
| EXMU243670V4 | 24" x 36" x 70 1/4" |
| EXMU244270V4 | 24" x 42" x 70 1/4" |
| EXMU244870V4 | 24" x 48" x 70 1/4" |
| EXMU245470V4 | 24" x 54" x 70 1/4" |
| EXMU246070V4 | 24" x 60" x 70 1/4" |

| CODE | DIMENSIONS D x L x H* |
|--------------|--------------------------|
| EXMU183678V4 | 18" x 36" x 78 1/4" |
| EXMU184278V4 | 18" x 42" x 78 1/4" |
| EXMU184878V4 | 18" x 48" x 78 1/4" |
| EXMU185478V4 | 18" x 54" x 78 1/4" |
| EXMU186078V4 | 18" x 60" x 78 1/4" |
| EXMU213678V4 | 21" x 36" x 78 1/4" |
| EXMU214278V4 | 21" x 42" x 78 1/4" |
| EXMU214878V4 | 21" x 48" x 78 1/4" |
| EXMU215478V4 | 21" x 54" x 78 1/4" |
| EXMU216078V4 | 21" x 60" x 78 1/4" |
| EXMU243678V4 | 24" x 36" x 78 1/4" |
| EXMU244278V4 | 24" x 42" x 78 1/4" |
| EXMU244878V4 | 24" x 48" x 78 1/4" |
| EXMU245478V4 | 24" x 54" x 78 1/4" |
| EXMU246078V4 | 24" x 60" x 78 1/4" |

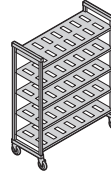
Color: Speckled Gray (480).
*Includes 127 mm casters.

Project _____

Item No. _____

Model No. _____

Quantity _____



18"
DEPTH

21"
DEPTH

24"
DEPTH

V5 5-Shelf Vented Mobile Units

| CODE | DIMENSIONS D x L x H* |
|--------------|--------------------------|
| EXMU183670V5 | 18" x 36" x 70 1/4" |
| EXMU184270V5 | 18" x 42" x 70 1/4" |
| EXMU184870V5 | 18" x 48" x 70 1/4" |
| EXMU185470V5 | 18" x 54" x 70 1/4" |
| EXMU186070V5 | 18" x 60" x 70 1/4" |
| EXMU213670V5 | 21" x 36" x 70 1/4" |
| EXMU214270V5 | 21" x 42" x 70 1/4" |
| EXMU214870V5 | 21" x 48" x 70 1/4" |
| EXMU215470V5 | 21" x 54" x 70 1/4" |
| EXMU216070V5 | 21" x 60" x 70 1/4" |
| EXMU243670V5 | 24" x 36" x 70 1/4" |
| EXMU244270V5 | 24" x 42" x 70 1/4" |
| EXMU244870V5 | 24" x 48" x 70 1/4" |
| EXMU245470V5 | 24" x 54" x 70 1/4" |
| EXMU246070V5 | 24" x 60" x 70 1/4" |

| CODE | DIMENSIONS D x L x H* |
|--------------|--------------------------|
| EXMU183678V5 | 18" x 36" x 78 1/4" |
| EXMU184278V5 | 18" x 42" x 78 1/4" |
| EXMU184878V5 | 18" x 48" x 78 1/4" |
| EXMU185478V5 | 18" x 54" x 78 1/4" |
| EXMU186078V5 | 18" x 60" x 78 1/4" |
| EXMU213678V5 | 21" x 36" x 78 1/4" |
| EXMU214278V5 | 21" x 42" x 78 1/4" |
| EXMU214878V5 | 21" x 48" x 78 1/4" |
| EXMU215478V5 | 21" x 54" x 78 1/4" |
| EXMU216078V5 | 21" x 60" x 78 1/4" |
| EXMU243678V5 | 24" x 36" x 78 1/4" |
| EXMU244278V5 | 24" x 42" x 78 1/4" |
| EXMU244878V5 | 24" x 48" x 78 1/4" |
| EXMU245478V5 | 24" x 54" x 78 1/4" |
| EXMU246078V5 | 24" x 60" x 78 1/4" |

Optional Accessories

- ☐ Shelf Identification Tags
- ☐ Shelf Divider Panel
- ☐ Shelf Divider Bars (Straight or Angled)
- ☐ Shelf Rails
- ☐ Single Shelf Security Cage
- ☐ Shelf Traverses (Single or Double)
- ☐ Drying and Storage Cradles
- ☐ Universal Storage Rack
- ☐ Peg Board

Architect Specs

Posts and Traverses: Proprietary non-corrosive composite material.
Post Connectors: Reinforced polypropylene.
Shelf Plates: Reinforced polypropylene with Camguard® antimicrobial.
Caster: Non-corrosive plastic body and brake with non-marking thermoplastic rubber wheel.
Traverse Dovetails: Reinforced nylon.
Post Connector Collar Wedge: Reinforced nylon.

Approvals



COMPONENT

Post Connectors, Corner Connectors, Floor Fastener, Wall Fastener, Identification Tags, Shelf Rails, Single Shelf Security Cage, Peg Board and Shelf Divider Bars are not NSF listed.

CAMBRO®

Information and specifications are subject to change without notice. Please confirm at time of order.

Telephone: (714) 848-1555 Toll Free: (800) 854-7631 Customer Service: (800) 833-3003

© Cambro Manufacturing Company Huntington Beach, California 92647

Printed in U.S.A. 09/24

EXCS8

D082307

www.cambro.com

Camshelving® Elements XTRA Series

Undercounter Units 2 Vented Shelves Mobile and Stationary

| HEIGHTS | DEPTHS | LENGTHS |
|---------|--------|---------|
| 2 | 2 | 3 |
| 27¼" | 14" | 24" |
| 30" | 18" | 36" |
| | | 48" |

- **Stationary Units include:**
2 factory assembled stationary post kits, 4 traverses, traverse dovetails and shelf plates.
- **Mobile Units include:**
2 factory assembled mobile post kits, 4 traverses, traverse dovetails, shelf plates and 4 premium swivel casters with total locking brake.

All units ship complete in 1 box.

Features & Benefits

- Designed to easily support the performance demands of a busy foodservice operation with medium to heavy storage needs.
- Designed to nest underneath standard height tables and counters. Withstands storage temperatures -36° to 190°F (-38° to 88°C). Impervious to moisture, chemicals, salt, food acids and humidity.
- Posts and traverses are made of a revolutionary, extremely strong composite material. Stronger than common wire shelving and lighter in weight than Camshelving Premium Series. Traverse dovetails attach easily to secure shelf traverses.
- Smooth polypropylene shelf plates contain Camguard, an antimicrobial technology that inhibits the growth of mold, fungus and bacteria that may cause odors, stains and product degradation.
- Posts and traverses wipe clean. Traverses and shelf plates remove easily for cleaning.
- Shelf traverses can be removed and adjusted at 4" (10,2 cm) increments.
- Sturdy reinforced nylon foot adjusts easily to level units.
- Premium caster is made of highly durable, non-corrosive plastic with a 5" (12,7 cm) swivel, non-marking thermoplastic rubber wheel. Total locking brake locks both swivel motion and the wheel.
- Requires some assembly with minimal parts. Use a rubber mallet only.
- Lifetime warranty against rust and corrosion (posts, traverses and shelf plates).
- Available in 1 color – Speckled Gray (480).

Project _____

Item No. _____

Model No. _____

Quantity _____



Mobile Undercounter Unit



Stationary Undercounter Unit

ELEMENTS SERIES WEIGHT BEARING CAPACITY

Weight must be evenly distributed across the entire shelf.

| | | UNIT LENGTH 24" – 48" |
|-----------------|------------|--------------------------|
| MOBILE UNIT | Unit only | 200 lbs. |
| | Shelf only | 100 |
| STATIONARY UNIT | Unit only | 200 |
| | Shelf only | 100 |

Approvals



COMPONENT

Post Connectors, Corner Connectors, Floor Fastener, Wall Fastener, Identification Tags, Shelf Rails, Single Shelf Security Cage, Peg Board and Shelf Divider Bars are not NSF listed.

CAMBRO®

Information and specifications are subject to change without notice. Please confirm at time of order.

Telephone: (714) 848-1555 Toll Free: (800) 854-7631 Customer Service: (800) 833-3003

© Cambro Manufacturing Company Huntington Beach, California 92647

Printed in U.S.A. 09/24

www.cambro.com

D082307

Camshelving® Elements XTRA Series

Undercounter Units 2 Vented Shelves Mobile and Stationary

V2 2 Shelf Mobile Units

27¼"
HEIGHT

14"
DEPTH

| CODE | DIMENSIONS D x L |
|--------------|---------------------|
| EXMU142427V2 | 14" x 24" |
| EXMU143627V2 | 14" x 36" |
| EXMU144827V2 | 14" x 48" |

Color: Speckled Gray (480).

V2 2 Shelf Stationary Units

30"
HEIGHT

18"
DEPTH

| CODE | DIMENSIONS D x L |
|-------------|---------------------|
| EXU183630V2 | 18" x 36" |
| EXU184830V2 | 18" x 48" |

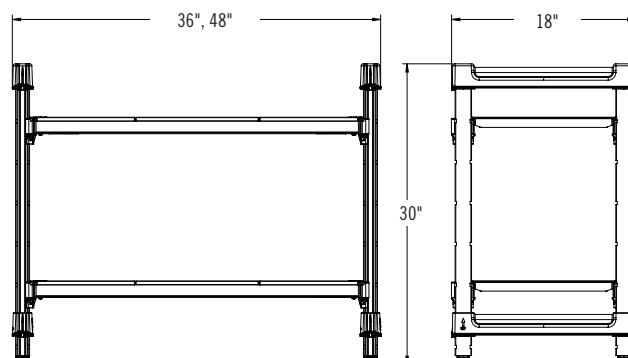
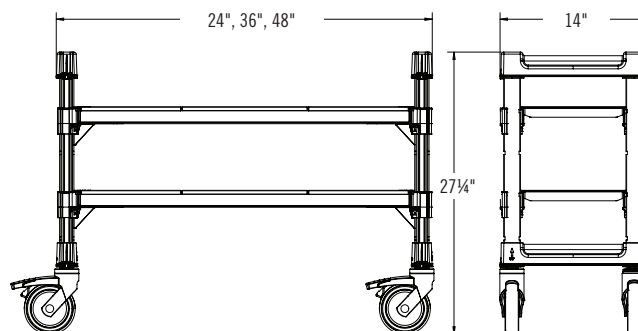
Color: Speckled Gray (480).

Project _____

Item No. _____

Model No. _____

Quantity _____



Optional Accessories

- ☐ Bottom Shelf Dunnage Stands (Low or Tall)
- ☐ Shelf Identification Tags
- ☐ Wall Fastener
- ☐ Seismic Foot
- ☐ Shelf Divider Panel (18" Deep Only)
- ☐ Shelf Rails

Architect Specs

Posts and Traverses: Proprietary non-corrosive composite material.
Post Connectors: Reinforced Polypropylene.
Shelf Plates: Reinforced polypropylene with Camguard® antimicrobial.
Adjustable Foot: Reinforced nylon.
Traverse Dovetails: Reinforced nylon.
Post Connector Collar Wedges: Reinforced nylon.
Caster: Non-corrosive plastic body and brake with non-marking thermoplastic rubber wheel.

Approvals



COMPONENT

Post Connectors, Corner Connectors, Floor Fastener, Wall Fastener, Identification Tags, Shelf Rails, Single Shelf Security Cage, Peg Board and Shelf Divider Bars are not NSF listed.

CAMBRO®

Information and specifications are subject to change without notice. Please confirm at time of order.

Telephone: (714) 848-1555 Toll Free: (800) 854-7631 Customer Service: (800) 833-3003

© Cambro Manufacturing Company Huntington Beach, California 92647

Printed in U.S.A. 09/24

EXCS9

www.cambro.com

D082307



Camshelving® Ultimate #10 Can Rack

Premium Series Full-Size Rack

Elements XTRA Series Full-Size Rack

| HEIGHT | DEPTH | LENGTH |
|--------|-------|--------|
| 1 | 1 | 1 |
| 72" | 24" | 36" |

* Standard shelving depth. Actual assembled unit depth is 25.9" (65,8 cm).

- **Units include:** 1 or 2 factory assembled stationary post kits, 9 each traverses, 15 each can rack panels and 72 each can rack brackets (12 bags of 6 each). Ships knockdown, complete in 1 carton.



Features & Benefits

- Easy to assemble, stationary can storage units with patented front loading, gravity fed rack component system that supports proper FIFO inventory management.
- Ideal for schools, colleges/universities, hospitals and any foodservice operation with high volume can usage/storage requirements. Install free standing units or share posts with other units to maximize space when combined with other units along a wall.
- Unique, can storage racks install directly onto 3 traverses – 2 front and 1 back. Side panels and brackets snap together. Connect and create 4 rows of can storage per level / tier.
- Store 8 each #10 cans or 12 each #5 cans per individual racks.
- Store 32 each #10 cans or 48 each #5 cans per level / tier.
- Can rack panels and brackets are made of highly durable plastic material that will never dent or bend with use. Once assembled and placed onto traverses, racks remain securely in place even with constant loading and removal of cans.
- Premium Series posts and traverses have a steel core and smooth polypropylene exterior for superior strength and durability. Traverse dovetails are molded into posts.
- Elements XTRA Series posts and traverses are made of extremely strong composite and plastic materials. Traverse dovetails must be installed onto the posts.
- Uniquely engineered Post Connectors offer exceptional cross stabilization. Weight bearing is uncompromised.
- Post and traverses easily wipe clean. Traverses, can rack panels and brackets can be removed and cleaned in the dishwasher.
- Requires minimal assembly. Use a rubber mallet only to install traverses.
- Lifetime warranty against rust and corrosion (posts, traverses, can rack panels and brackets).

Project _____


Item No. _____

Model No. _____

Quantity _____



CPU243672C96
Premium Unit (with Cans)



EXU243672C96
Elements XTRA Unit (Empty)

Holding Capacity per Unit

96 each #10 cans

144 each #5 cans

- Maximum weight bearing capacity per unit: 2000 lbs. (910 kg), evenly distributed.
- Available in 1 color: Speckled Gray (480).
- Ships knockdown.
- #10 Single and Add-on Can Racks are covered by U.S. Patent D828,145 S and D827,421 S.

Approvals



COMPONENT

Post Connectors, Corner Connectors, Floor Fastener, Wall Fastener, Identification Tags, Shelf Rails, Single Shelf Security Cage, Peg Board and Shelf Divider Bars are not NSF listed.



Information and specifications are subject to change without notice. Please confirm at time of order.

Telephone: (714) 848-1555 **Toll Free:** (800) 854-7631 **Customer Service:** (800) 833-3003

© Cambro Manufacturing Company Huntington Beach, California 92647

Printed in U.S.A. 09/24

www.cambro.com

Camshelving® Ultimate #10 Can Rack

Premium Series Full-Size Rack

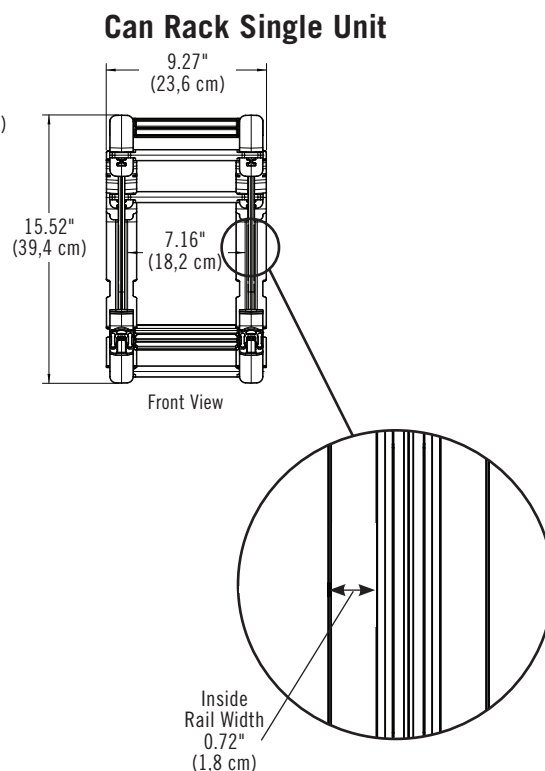
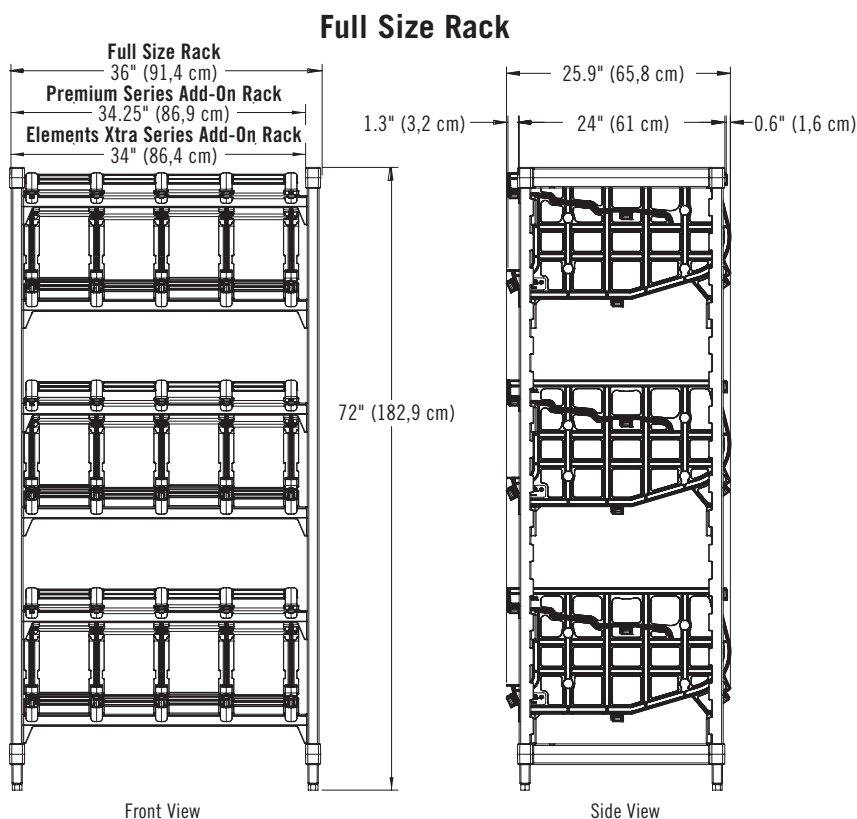
Elements XTRA Series Full-Size Rack

Project _____

Item No. _____

Model No. _____

Quantity _____



Specifications

| Code | Description | Dimensions D x L x H | Unit Weight lbs. / kg |
|-----------------------------|-----------------------------|--|--------------------------|
| Premium Series | | | |
| CPU243672C96 | Full-Size Starter Unit Rack | 25.9" x 36" x 72" (65,8 x 91,4 x 182,9 cm) | 107.1 (48,7) |
| CPA243672C96 | Full-Size Add-on Unit Rack | 25.9" x 34.25" x 72" (65,8 x 86,9 x 182,9 cm) | 91.4 (41,6) |
| Elements XTRA Series | | | |
| EXU243672C96 | Full-Size Starter Unit Rack | 25.9" x 36" x 72" (65,8 x 91,4 x 182,9 cm) | 85.3 (38,7) |
| EXA243672C96 | Full-Size Add-on Unit Rack | 25.9" x 34" x 72" (65,8 x 86,4 x 182,9 cm) | 74.3 (33,7) |

Color: Speckled Gray (480).

Architect Specs

Post and Traverses:

Premium Series: Internal steel core, reinforced polypropylene exterior

Elements XTRA Series: Proprietary non-corrosive composite material

Post Connectors: Reinforced polypropylene

Can Rack Panel and Bracket: Reinforced nylon

Post Connector Collar Wedges: Reinforced nylon (Elements XTRA Series Only)

Traverse Dovetails: Reinforced nylon (Elements XTRA Series Only)

Optional Accessories

☐ Wall Fastener

☐ Floor Fastener

☐ Dunnage Stand

Approvals



COMPONENT

Post Connectors, Corner Connectors, Floor Fastener, Wall Fastener, Identification Tags, Shelf Rails, Single Shelf Security Cage, Peg Board and Shelf Divider Bars are not NSF listed.

CAMBRO®

www.cambro.com

Information and specifications are subject to change without notice. Please confirm at time of order.

Telephone: (714) 848-1555 Toll Free: (800) 854-7631 Customer Service: (800) 833-3003

© Cambro Manufacturing Company Huntington Beach, California 92647

Printed in U.S.A. 09/24

EXCS10

D082307



Camshelving® Elements XTRA Series

High Density Storage Floor Track System High Density Mobile Starter Units 4 Vented or Solid Shelves

| HEIGHTS | DEPTHS | LENGTHS |
|---------|--------|---------|
| 2 | 3 | 5 |
| 70 ¼" | 18" | 36" 54" |
| 78 ¼" | 21" | 42" 60" |
| | 24" | 48" |

- **High Density Mobile Starter Units include:**
2 factory assembled mobile post kits, 8 shelf traverses, shelf plates, 4 high density grooved casters, and 4 high density donut bumpers. Units ship complete in 1 box.
- **High Density Full Track Kits include:**
Aluminum raised tracks, steel joiners, stationary unit end plates and leveling feet, pan head screws, and star washers.
- **High Density Track Extension Kits include:**
Aluminum raised tracks, steel joiners, pan head screws and star washers.

Features & Benefits

- System composed of stationary starter units anchored to raised floor track system at each end with high density mobile units installed on tracks.
- Withstands storage temperatures from -36° to 190°F (-38° to 88°C). Use in walk-in coolers, freezers, dry storage, warewashing areas, loading docks or front of the house. Impervious to moisture, chemicals, salt, food acids, and humidity.
- Posts and traverses are made of revolutionary, extremely strong composite material with a smooth, easy-to-clean surface. Stronger than common wire shelving and lighter in weight than Camshelving Premium Series. Shelf traverse dovetails snap easily and quickly into place.
- High density donut bumpers offer added protection when maneuvering units back and forth on the track.
- Grooved track rails connect to bottom of stationary units with easy to install stainless steel hardware. No bolts, glue or drilling required.
- Aluminum tracks and stainless steel hardware are rust resistant. Track provides smooth and level surface for mobile units and is designed for easy cleaning.
- Removable polypropylene shelf plates have permanent, molded-in Camguard®, an antimicrobial technology that inhibits the growth of mold, fungus and bacteria.
- Shelf traverses can be removed and adjusted easily at 4" (10,2 cm) increments.
- Recommend installing a stationary unit every 15' (4,6 m) of track to stabilize system.
- Lifetime warranty against rust and corrosion.
- Available in 1 color – Speckled Gray (480).

Project _____


Item No. _____

Model No. _____

Quantity _____

camguard
ANTIMICROBIAL SHELF PLATES

**Store
Safe**



Weight Bearing Capacity

Weight must be evenly distributed across the entire shelf.

| | | UNIT LENGTH 24" – 48" |
|--------------------|------------|--------------------------|
| MOBILE UNIT | Unit only* | 900 lbs. |

* Due to the weight bearing capacity of casters, maximum weight load on an entire Mobile Unit is 900 lbs.

Full Track and Extension Kits

| CODE | DESCRIPTION | CASE PACK |
|-----------------------------|---------------------------------|-----------|
| Full Track Kits | | |
| CSMHDTK10 | 10' Track for 3 Mobile Units* | 1 |
| CSMHDTK12 | 12' Track for 4 Mobile Units* | 1 |
| CSMHDTK145 | 14.5' Track for 5 Mobile Units* | 1 |
| Track Extension Kits | | |
| CSMHDTKE4 | 4.5' Track Extension | 1 |
| CSMHDTKE5 | 5' Track Extension | 1 |
| CSMHDTKE6 | 6' Track Extension | 1 |

Color: Silver (000). *Based on 24" deep mobile units.

Track Extension Kits include: Track rails (1 set), rail joiners, and hardware to complete installation.

Approvals



COMPONENT

Post Connectors, Corner Connectors, Floor Fastener, Wall Fastener, Identification Tags, Shelf Rails, Single Shelf Security Cage, Peg Board and Shelf Divider Bars are not NSF listed.



Information and specifications are subject to change without notice. Please confirm at time of order.

Telephone: (714) 848-1555 **Toll Free:** (800) 854-7631 **Customer Service:** (800) 833-3003

© Cambro Manufacturing Company Huntington Beach, California 92647

Printed in U.S.A. 09/24

www.cambro.com

Camshelving® Elements XTRA Series

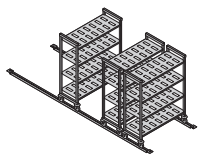
High Density Storage Floor Track System
High Density Mobile Starter Units
4 Vented or Solid Shelves

Project _____

Item No. _____

Model No. _____

Quantity _____



V4 4-Shelf Vented High Density Mobile Units

70 $\frac{1}{4}$ "
HEIGHT

18"
DEPTH

21"
DEPTH

24"
DEPTH

| CODE | DIM. D x L x H |
|--------------|--------------------------------|
| EXHD183670V4 | 18" x 36" x 70 $\frac{1}{4}$ " |
| EXHD184270V4 | 18" x 42" x 70 $\frac{1}{4}$ " |
| EXHD184870V4 | 18" x 48" x 70 $\frac{1}{4}$ " |
| EXHD185470V4 | 18" x 54" x 70 $\frac{1}{4}$ " |
| EXHD186070V4 | 18" x 60" x 70 $\frac{1}{4}$ " |
| EXHD213670V4 | 21" x 36" x 70 $\frac{1}{4}$ " |
| EXHD214270V4 | 21" x 42" x 70 $\frac{1}{4}$ " |
| EXHD214870V4 | 21" x 48" x 70 $\frac{1}{4}$ " |
| EXHD215470V4 | 21" x 54" x 70 $\frac{1}{4}$ " |
| EXHD216070V4 | 21" x 60" x 70 $\frac{1}{4}$ " |
| EXHD243670V4 | 24" x 36" x 70 $\frac{1}{4}$ " |
| EXHD244270V4 | 24" x 42" x 70 $\frac{1}{4}$ " |
| EXHD244870V4 | 24" x 48" x 70 $\frac{1}{4}$ " |
| EXHD245470V4 | 24" x 54" x 70 $\frac{1}{4}$ " |
| EXHD246070V4 | 24" x 60" x 70 $\frac{1}{4}$ " |

78 $\frac{1}{4}$ "
HEIGHT

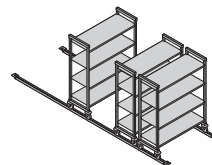
18"
DEPTH

21"
DEPTH

24"
DEPTH

| CODE | DIM. D x L x H |
|--------------|--------------------------------|
| EXHD183678V4 | 18" x 36" x 78 $\frac{1}{4}$ " |
| EXHD184278V4 | 18" x 42" x 78 $\frac{1}{4}$ " |
| EXHD184878V4 | 18" x 48" x 78 $\frac{1}{4}$ " |
| EXHD185478V4 | 18" x 54" x 78 $\frac{1}{4}$ " |
| EXHD186078V4 | 18" x 60" x 78 $\frac{1}{4}$ " |
| EXHD213678V4 | 21" x 36" x 78 $\frac{1}{4}$ " |
| EXHD214278V4 | 21" x 42" x 78 $\frac{1}{4}$ " |
| EXHD214878V4 | 21" x 48" x 78 $\frac{1}{4}$ " |
| EXHD215478V4 | 21" x 54" x 78 $\frac{1}{4}$ " |
| EXHD216078V4 | 21" x 60" x 78 $\frac{1}{4}$ " |
| EXHD243678V4 | 24" x 36" x 78 $\frac{1}{4}$ " |
| EXHD244278V4 | 24" x 42" x 78 $\frac{1}{4}$ " |
| EXHD244878V4 | 24" x 48" x 78 $\frac{1}{4}$ " |
| EXHD245478V4 | 24" x 54" x 78 $\frac{1}{4}$ " |
| EXHD246078V4 | 24" x 60" x 78 $\frac{1}{4}$ " |

Color: Speckled Gray (480).



S4 4-Shelf Solid High Density Mobile Units

18"
DEPTH

21"
DEPTH

24"
DEPTH

| CODE | DIM. D x L x H |
|--------------|--------------------------------|
| EXHD183670S4 | 18" x 36" x 70 $\frac{1}{4}$ " |
| EXHD184270S4 | 18" x 42" x 70 $\frac{1}{4}$ " |
| EXHD184870S4 | 18" x 48" x 70 $\frac{1}{4}$ " |
| EXHD185470S4 | 18" x 54" x 70 $\frac{1}{4}$ " |
| EXHD186070S4 | 18" x 60" x 70 $\frac{1}{4}$ " |
| EXHD213670S4 | 21" x 36" x 70 $\frac{1}{4}$ " |
| EXHD214270S4 | 21" x 42" x 70 $\frac{1}{4}$ " |
| EXHD214870S4 | 21" x 48" x 70 $\frac{1}{4}$ " |
| EXHD215470S4 | 21" x 54" x 70 $\frac{1}{4}$ " |
| EXHD216070S4 | 21" x 60" x 70 $\frac{1}{4}$ " |
| EXHD243670S4 | 24" x 36" x 70 $\frac{1}{4}$ " |
| EXHD244270S4 | 24" x 42" x 70 $\frac{1}{4}$ " |
| EXHD244870S4 | 24" x 48" x 70 $\frac{1}{4}$ " |
| EXHD245470S4 | 24" x 54" x 70 $\frac{1}{4}$ " |
| EXHD246070S4 | 24" x 60" x 70 $\frac{1}{4}$ " |

18"
DEPTH

21"
DEPTH

24"
DEPTH

| CODE | DIM. D x L x H |
|--------------|--------------------------------|
| EXHD183678S4 | 18" x 36" x 78 $\frac{1}{4}$ " |
| EXHD184278S4 | 18" x 42" x 78 $\frac{1}{4}$ " |
| EXHD184878S4 | 18" x 48" x 78 $\frac{1}{4}$ " |
| EXHD185478S4 | 18" x 54" x 78 $\frac{1}{4}$ " |
| EXHD186078S4 | 18" x 60" x 78 $\frac{1}{4}$ " |
| EXHD213678S4 | 21" x 36" x 78 $\frac{1}{4}$ " |
| EXHD214278S4 | 21" x 42" x 78 $\frac{1}{4}$ " |
| EXHD214878S4 | 21" x 48" x 78 $\frac{1}{4}$ " |
| EXHD215478S4 | 21" x 54" x 78 $\frac{1}{4}$ " |
| EXHD216078S4 | 21" x 60" x 78 $\frac{1}{4}$ " |
| EXHD243678S4 | 24" x 36" x 78 $\frac{1}{4}$ " |
| EXHD244278S4 | 24" x 42" x 78 $\frac{1}{4}$ " |
| EXHD244878S4 | 24" x 48" x 78 $\frac{1}{4}$ " |
| EXHD245478S4 | 24" x 54" x 78 $\frac{1}{4}$ " |
| EXHD246078S4 | 24" x 60" x 78 $\frac{1}{4}$ " |

Optional Accessories

- ☐ Shelf Identification Tags
- ☐ Shelf Divider Panel
- ☐ Shelf Divider Bars (Straight or Angled)
- ☐ Shelf Rails
- ☐ Wall Fastener
- ☐ Floor Fastener
- ☐ Single Shelf Sheet Pan/Tray Rack
- ☐ Single Shelf Security Cage
- ☐ Shelf Traverses (Single or Double)
- ☐ Single Shelf Sheet Pan Rack
- ☐ Bottom Shelf Dunnage Stands
- ☐ Single and Add-on Can Racks

Architect Specs

Posts and Traverses: Proprietary non-corrosive composite material.
Post Connectors: Reinforced polypropylene.
Shelf Plates: Reinforced polypropylene with Camguard™ antimicrobial.
Adjustable Foot: Reinforced nylon.
Traverse Dovetails: Reinforced nylon.
Post Connector Collar Wedge: Reinforced nylon.
High Density Caster: Polyolefin resin with zinc plated post.

Approvals



Post Connectors, Corner Connectors, Floor Fastener, Wall Fastener, Identification Tags, Shelf Rails, Single Shelf Security Cage, Peg Board and Shelf Divider Bars are not NSF listed.

CAMBRO®

Information and specifications are subject to change without notice. Please confirm at time of order.

Telephone: (714) 848-1555 Toll Free: (800) 854-7631 Customer Service: (800) 833-3003

© Cambro Manufacturing Company Huntington Beach, California 92647

Printed in U.S.A. 09/24

EXCS11
D122302

www.cambro.com



Camshelving® Elements XTRA Series

Mobile Drying and Storage Racks

3 Shelves – Vertical

| HEIGHT | DEPTH | LENGTHS |
|--------|-------|------------|
| 1 | 1 | 2 |
| 78" | 24" | 48" 60" |

4 Shelves – Angled

| HEIGHT | DEPTH | LENGTH |
|--------|-------|--------|
| 1 | 1 | 1 |
| 78" | 24" | 48" |

- **Vertical Drying and Storage Rack includes:**

2 factory assembled mobile post kits, 6 shelf traverses, traverse dovetails, 12 or 15 vertical drying cradles and 4 premium swivel casters with total locking brake. 48" long - ships 5 cartons. 60" long - ships in 6 cartons.

- **Angled Drying and Storage Rack includes:**

2 factory assembled mobile post kits, 8 shelf traverses, traverse dovetails, 16 angled drying cradles and 4 premium swivel casters with total locking brake. Ships in 5 cartons.



Features & Benefits

- Use in walk-in coolers, freezers, dry storage, warewashing areas, loading docks or front of the house. Withstands storage temperatures -36° to 190°F (-38° to 88°C). Impervious to moisture, chemicals, salt, food acids and humidity.
- Posts and traverses are made of a revolutionary, extremely strong composite material with a smooth, easy to clean surface. Stronger than common wire shelving and lighter in weight than Camshelving Premium Series. Traverse dovetails are separate from the posts and attach easily to secure the shelf traverses.
- Premium caster is made of highly durable, non-corrosive plastic with a 5" (12,7 cm) swivel, non-marking thermoplastic rubber wheel. Total locking brake locks both swivel motion and the wheel.
- Optional donut bumper offers added protection during transport and when maneuvering mobile units into place against walls or alongside other units for storage.
- Posts and traverses wipe clean. Traverses and shelf plates remove easily for cleaning.
- Shelf traverses can be removed and adjusted at 4" (10,2 cm) increments.
- Requires some assembly with minimal parts. Use a rubber mallet only.
- Lifetime warranty against rust and corrosion (posts, traverses and shelf plates).
- Available in 1 color - Speckled Gray (480).

Project _____


Item No. _____

Model No. _____

Quantity _____



Vertical Drying and Storage Rack



Angled Drying and Storage Rack

WEIGHT BEARING CAPACITY

Weight must be evenly distributed across the entire shelf.

| MOBILE UNIT | Unit only* | UNIT LENGTH |
|-------------|------------|-------------|
| | | 24-60" |
| | | 900 lbs. |

* Due to the weight bearing capacity of casters, maximum weight load on an entire Mobile Unit is 900 lbs.

Approvals



Post Connectors, Corner Connectors, Floor Fastener, Wall Fastener, Identification Tags, Shelf Rails, Single Shelf Security Cage, Peg Board and Shelf Divider Bars are not NSF listed.



Information and specifications are subject to change without notice. Please confirm at time of order.

Telephone: (714) 848-1555 Toll Free: (800) 854-7631 Customer Service: (800) 833-3003

© Cambro Manufacturing Company Huntington Beach, California 92647

Printed in U.S.A. 09/24

www.cambro.com

Camshelving® Elements XTRA Series

Mobile Drying and Storage Racks

3 Shelves – Vertical

4 Shelves – Angled

Project _____

Item No. _____

Model No. _____

Quantity _____

78"
HEIGHT

Vertical Drying and Storage Rack

24"
DEPTH

| CODE | DIMENSIONS D x L x H | HOLDING CAPACITY |
|-----------------|-------------------------|------------------|
| EXMU244878DRPKG | 24" x 48" x 78" | 84 Trays |
| EXMU246078DRPKG | 24" x 60" x 78" | 105 Trays |

Color: Speckled Gray (480).




Angled Drying and Storage Rack

24"
DEPTH

| CODE | DIMENSIONS D x L x H | HOLDING CAPACITY |
|-----------------|-------------------------|---|
| EXMU244878PDPKG | 24" x 48" x 78" | 128 Pellets and Bases or 16 GN 1/1 Food Pans |

Color: Speckled Gray (480).



*Includes 5" casters.

Optional Accessories

- ☐ Donut Bumper
- ☐ Shelf Identification Tags
- ☐ Shelf Rails
- ☐ Universal Storage Rack
- ☐ Peg Board

Architect Specs

Posts and Traverses: Proprietary non-corrosive composite material.
Post Connectors: Reinforced polypropylene.
Post Connector Collar Wedges: Reinforced nylon.
Traverse Dovetails: Reinforced nylon.
Drying Cradles: High impact ABS material.
Caster: Non-corrosive plastic body and brake with non-marking thermoplastic rubber wheel.

Approvals



COMPONENT

Post Connectors, Corner Connectors, Floor Fastener, Wall Fastener, Identification Tags, Shelf Rails, Single Shelf Security Cage, Peg Board and Shelf Divider Bars are not NSF listed.

CAMBRO®

www.cambro.com

Information and specifications are subject to change without notice. Please confirm at time of order.

Telephone: (714) 848-1555 Toll Free: (800) 854-7631 Customer Service: (800) 833-3003

© Cambro Manufacturing Company Huntington Beach, California 92647

Printed in U.S.A. 09/24

EXCS12

D032410