



Panacea®

FREESTANDING TRAPEZE

for Panacea 3000, 3250 and 3500 Adjustable-Height Low Beds

Owner's Manual

Please keep and refer to this Owner's Manual.

Thank you for purchasing a Panacea® Trapeze for the Panacea 3000, 3250 and 3500 Adjustable-Height Low Beds from Direct Supply Equipment & Furnishings®. Please read this entire guide carefully and keep it for future reference. This guide will provide you with instructions, warnings, warranty information and other important information about your Panacea Trapeze. Share this information with your housekeeping, nursing and maintenance staff to help ensure the bed is cared for properly.

Introduction

Table of Contents

Warnings	3
Included Parts	4
Installation	5
Maintenance	6
Limited Warranty	7
Customer Service	8

Special Notes

WARNINGS/CAUTION NOTICES in the manual apply to hazards or unsafe practices which could result in personal injury and/or property damage.

Notice

The information in this document is subject to change without notice.

Check all parts for shipping damage before using. DO NOT USE IF DAMAGED. ONLY USE AUTHENTIC DIRECT SUPPLY REPLACEMENT PARTS. Contact Customer Service at 1-800-634-7328 and the freight carrier for further instruction.

This product has been engineered to provide reliable operation.

This product has been thoroughly tested and inspected prior to shipment.

Definitions & Symbols

NOTE: Indicates a tip.

CAUTION: Indicates correct operating or maintenance procedures in order to prevent damage to or destruction of the equipment or other property.

WARNING: Calls attention to a potential danger that requires correct procedures or practices in order to prevent personal injury.

DEVICE: Panacea® Trapeze for Panacea 3000, 3250 and 3500 Adjustable-Height Low Beds.

YOU and YOUR: The facility, community or other entity that has purchased the device.

WE, US and OUR: Direct Supply Manufacturing, Inc.

 Attention. Read the instructions.

Warnings

DO NOT OPERATE THIS EQUIPMENT WITHOUT FIRST READING AND UNDERSTANDING THIS MANUAL. IF YOU ARE UNABLE TO UNDERSTAND THE WARNINGS, CAUTIONS OR INSTRUCTIONS, CONTACT A HEALTHCARE PROFESSIONAL OR A QUALIFIED TECHNICIAN BEFORE USING THIS EQUIPMENT. OTHERWISE INJURY OR DAMAGE MAY RESULT.

⚠ WARNING: Close supervision by a caregiver is necessary when this product is used near CHILDREN OR PEOPLE WITH DISABILITIES.

⚠ WARNING: After installation and before use, make sure all attaching hardware is securely tightened.

⚠ WARNING: When using the Floor Stand Trapeze, always ensure the Trapeze is positioned properly in regards to the bed system and the resident.

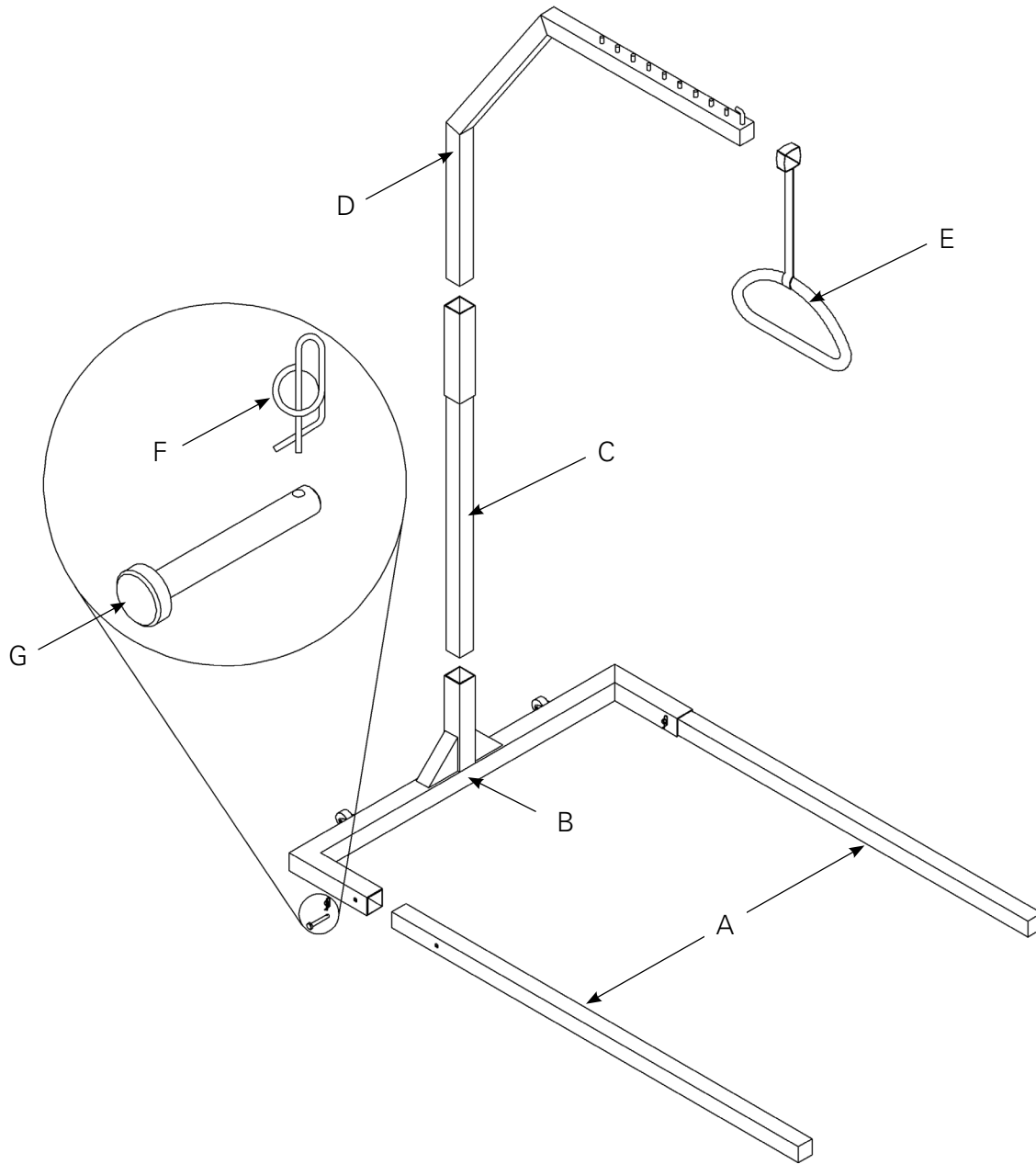
⚠ WARNING: Body weight should not exceed 225 lbs. for safe usage.

⚠ WARNING: Remove the Trapeze from under bed and from over resident when performing any maintenance on the Trapeze.

⚠ WARNING: NEVER PERMIT ANYONE TO HANG WITH FULL WEIGHT FROM THE TRAPEZE.

NOTICE: The information in this document is subject to change without notice.

Included Parts



Item	Part Number	Description	Qty
A	5240211BEI	Cross Tube – Bottom	2
B	5240212BEI	Base Tube – Bottom	1
C	5240213BEI	Vertical Tube – Middle	1
D	5240214BEI	Top Tube – Angled	1
E	5240215	Hanger	1
F	4000222	Clip – $\frac{3}{8}$ " Rue Ring	2
G	4000454	Clevis Pin – Steel – $\frac{3}{8}$ " x $2\frac{1}{2}$ "	2

Installation

1. Line up cross tube holes (5240211BEI) with base tube hole (5240212BEI) and secure with clevis pin (4000454) and rue clip (4000222). Repeat on opposite side. *(Figure 1)*
2. Place smaller end of vertical tube (5240213BEI) into the base tube. *(Figure 2)*
3. Place the angled top tube (5240214BEI) in vertical tube with top tube facing inward. *(Figure 3)*
4. Place hanger (5240215) in desired location on the angled top tube. *(Figure 4)*
5. Slide Trapeze around head caster base. Leave at least 1" between vertical tube and headboard to allow bed to articulate. *(Figure 5)*

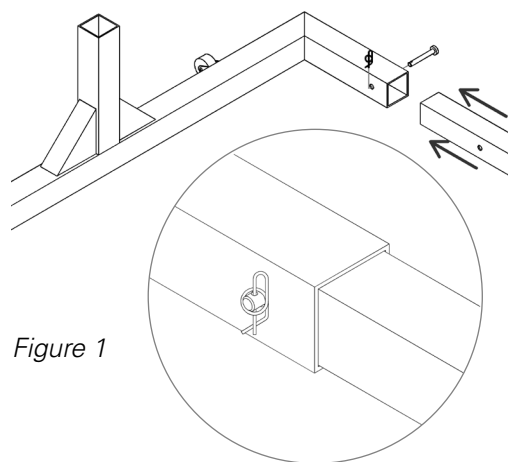


Figure 1

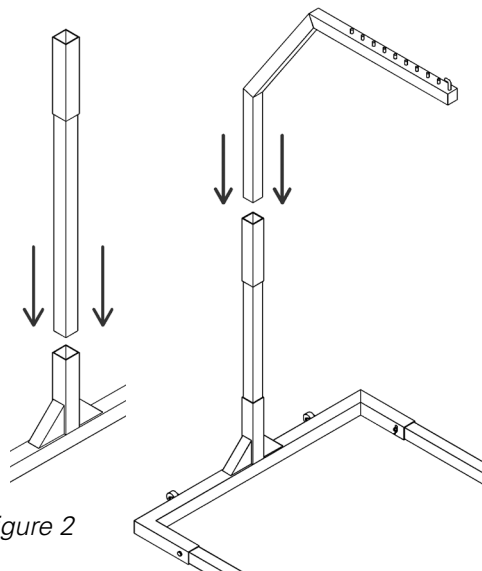


Figure 2

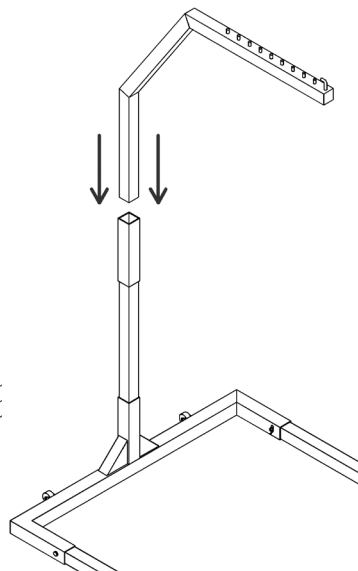


Figure 3

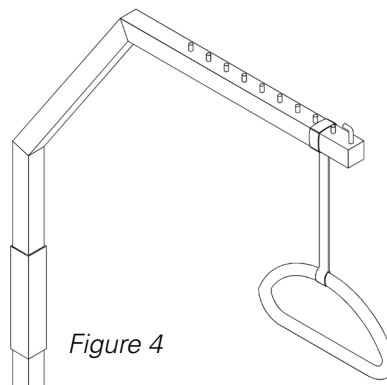


Figure 4

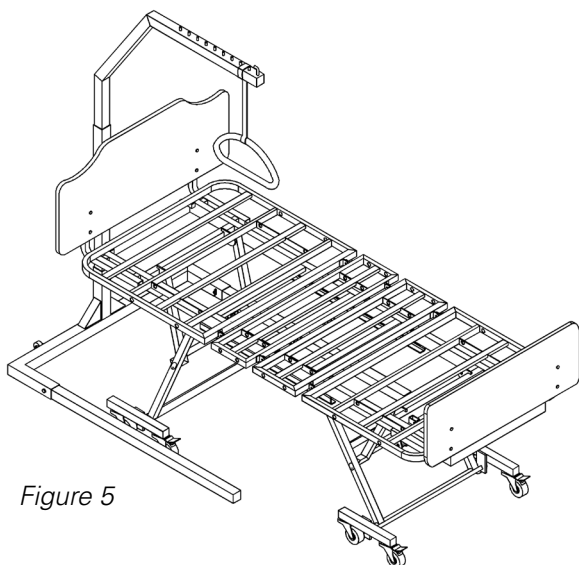


Figure 5



Maintenance

Routine Inspection

1. Review and inspect for compliance the “WARNINGS” listed in this manual.
2. Inspect all components for damage or excessive wear.
3. Visually examine all welds for cracks.
4. Inspect all bolts and fasteners (Do not overtighten bolts at pivot points).

Cleaning

Clean with a mild solution of antiseptic cleaner and warm water. Read and follow all label instructions on the cleaning products. DO NOT STEAM OR PRESSURE WASH.

Replacement Parts

Replacement parts may be purchased by contacting Customer Service at 1-800-634-7328.

Limited Warranty

We offer to you, as the original purchaser, a warranty for the Panacea®Trapeze for Panacea 3000, 3250 and 3500 Adjustable-Height Low Beds. Our warranty applies for the limited warranty period stated below. If any device or device part listed below is defective in material or workmanship during the applicable limited warranty period, we will repair or replace it at our cost. Please note that the decision to repair or replace a device or device part will be at our discretion. Our warranty applies only if the device is properly maintained by the original purchaser for normal, indoor use and does not cover normal wear and tear, modification of the device or damage caused by abuse, improper use, failure to maintain, use which exceeds the published device limitations or the combination of any device with another product. In addition, our warranty does not cover fading, colorfastness, stains, spills or exposure to chemicals, odors, heat or light. In certain cases, we may provide you repair or adjustment instructions and/or replacement parts, and ask you to perform a repair or adjustment or replace a defective part.

Our warranty gives you specific legal rights, and you may also have other rights, which vary from state to state. Please note that our limited warranty period begins when we ship the device to you. The limited warranty period and our obligations under the warranty end once you transfer the device to someone else or at the end of the applicable limited warranty period identified below, whichever is earlier.

	Warranty Period (Parts Only)	Anticipated Usable Device Life
Panacea® Trapeze	3 years	3 years

Anticipated Usable Device Life is based on normal use with proper maintenance, cleaning and storage. You should still inspect, monitor and care for the device as described in this guide, as the device may need to be replaced sooner than anticipated in particular situations.

DIRECT SUPPLY MANUFACTURING, INC. MAKES NO IMPLIED WARRANTIES OF MERCHANTABILITY OR FITNESS FOR A PARTICULAR PURPOSE; THESE AND ALL OTHER IMPLIED WARRANTIES ARE SPECIFICALLY DISCLAIMED. TO THE FULLEST EXTENT ALLOWED BY LAW, DIRECT SUPPLY MANUFACTURING, INC. WILL NOT BE LIABLE FOR ANY INCIDENTAL, SPECIAL, CONSEQUENTIAL OR PUNITIVE DAMAGES, OR LOST PROFITS THAT MAY RESULT FROM THE DEVICE OR YOUR USE OF OR INABILITY TO USE THE DEVICE EVEN IF ADVISED OF THE POSSIBILITY OF SUCH DAMAGES. OUR TOTAL LIABILITY TO YOU, IF ANY, IS LIMITED TO THE PRICE OF THE DEVICE OR SERVICE GIVING RISE TO YOUR CLAIM. Some states do not allow an exclusion or limitation of incidental or consequential damages, or how long an implied warranty lasts, so the above limitations or exclusions may not apply to you. If implied warranties are not excluded, and to the extent allowed by law, we limit any and all implied warranties to the applicable warranty period identified above. Except for rights under any applicable state law, the remedies provided under this warranty are your sole and exclusive remedy for any breach of our warranty and state the entire limit of our responsibilities.

Customer Service

Our promise to you is that you will have a convenient and easy ordering experience, receive a quality Panacea Trapeze for Panacea 3000, 3250 and 3500 Adjustable-Height Low Beds and enjoy outrageous customer service. If you have any questions about the Trapeze you have purchased or would like to request warranty service, please contact: **Direct Supply Equipment & Furnishings** at 1-800-634-7328, 6767 N. Industrial Road, Milwaukee, WI 53223, or at SalesSupport@DirectSupply.com.



DirectSupply.com

APTURA / EQUIPMENT & FURNISHINGS / DSSI / TELS

Direct Supply® Panacea® products are available to purchase exclusively through Direct Supply Equipment & Furnishings®, a division of Direct Supply®, Inc. Distributed by Direct Supply Manufacturing, Inc. 6635 N Industrial Road, Milwaukee, WI 53223.

© 2020 Direct Supply Manufacturing, Inc. All Rights Reserved. Direct Supply®, Panacea®, and all associated logos are the registered trademarks of Direct Supply, Inc., used under license.