



## Hattiesburg

### Dimensions:

	Overall Height	Overall Depth	Overall Width	Seat Height	Seat Depth	Seat Width	Arm Height	Unit Weight	Wall Clearance
Power Lift Recliner	43"	40"	37"	19.5"	21"	21"	23"	150 lb	16"
Power Recliner	42"	40"	37"	19.5"	21"	21"	23"	150 lb	4"
Recliner	42"	40"	37"	19.5"	21"	21"	23"	98 lb	4"
Rocker Recliner	42"	40"	37"	19.5"	21"	21"	23"	98 lb	4"
SteadyTech Power Recliner	42"	40"	37"	19.5"	21"	21"	23"	136 lb	4"

**COM Details:** Minimum: 6.5 Yards

**Weight Capacity:** 350 lb

**Frames:** Hardwood from managed sources. All joints use corner blocks; glued and stapled for added strength and rigidity.

**Seat Suspension:** Synthetic webbing, foam and sinuous wire springs.

**Back Cushion:** Pillow back with blown foam fiber. Backrest cushions are attached.

**Back & Seat Cushion Fillings:** 27 - 33 ILD / 2.6 density high-resiliency foam wrapped in foam batting.

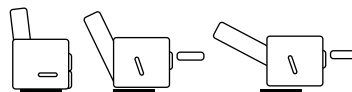
**Floor Glides:** Metal Glides.

**Certifications:** CA117-2013 certified. CA133 is not available. Passes BIFMA 5.5X Seating Standards. TSCA Title VI Compliant.

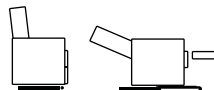
**Customization:** Use of multiple fabrics available for an upcharge.

### Reclining Mechanism:

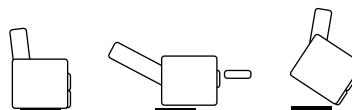
**Recliner & Rocker Recliner:** Standard 3-position reclining wall-saver mechanism operated by a lever on the user's right side.



**Power Recliner:** Power-reclining wall-saver mechanism operated by a corded hand pendant.



**Power Lift Recliner:** Power-lift wall-saver mechanism operated by a corded hand pendant.\*



**SteadyTech Power Recliner:** Power-reclining wall-saver mechanism with added extending stabilizers for maximum protection against forward-tipping. Choose SteadyTech when there is risk of a user forgetting to lower the legrest before attempting to exit the chair, such as skilled nursing and memory care settings. US patents 11,406,190 and 11,805,908.



### Warranty:

Warranty on frame: 10 Year Limited.

Warranty on mechanism parts: 3 Year Limited.

Warranty on mechanism: 3 Year Limited.

Fabric manufacturer's warranty on fabric.

\* Fabric requirement for on chair includes the seat, arms and backrest.

\* The estimated fabric requirement is based on 54"W (137 cm) material. The actual amount required may vary depending on pattern, pattern matching, material width or use of multiple fabrics.

\* Different fabrics on seat and backrest is possible.

\* **WARNING:** Do not lean too far forward when the recliner is reclined. This can cause the recliner to tip forward, and could result in injury to the resident and/or caregiver.