




Claremore Common Area Collection



Claremore Dimensions	Overall Height	Overall Depth	Overall Width	Seat Height	Seat Depth	Seat Width	Arm Height	Unit Weight	COM Details*	Weight Capacity
Claremore Sofa	35"	33"	72"	19"	18"	64"	23½"	99 lbs.	12½ yds.	700 lbs.
Claremore Loveseat	35"	33"	52"	19"	18"	43"	23½"	69 lbs.	9½ yds.	600 lbs.
Claremore Lounge Chair	35"	33"	31"	19"	18"	22"	23½"	49 lbs.	6½ yds.	350 lbs.

Frames:

Plywood from managed sources. All joints are interlocking and/or glued, screwed and stapled for added strength and rigidity.

Seat Suspension:

High-tensile-strength steel zig-zag sprung seat platform covered in moisture-proof fabric.

Back Suspension:

Fully upholstered with a foam covering over a high-tensile-strength zig-zag sprung platform.

Back & Seat Cushion Fillings:

34 ILD/2.8 density high-resiliency foam wrapped in foam batting.

Floor Glides:

Nail-in metal floor glides.

Certifications:

CA117-2013 certified. CA133 is not available. Passes BIFMA 5.5X Seating Standards. TSCA Title VI Certified.

Customization:


Custom welting is available for an upcharge. Use of multiple fabrics also is available for an upcharge.

Warranty:

5-year limited warranty on frame and mechanism.
1-year limited warranty on foam.
Fabric manufacturer's warranty on fabric.


Nailhead Option:

Optional. Available in brass, pewter, black nickel and vintage.



Frame Finishes:

Legs are wooden, available in the finishes shown below and ship attached.



* Fabric requirement for one chair includes the seat, arms and backrest.
* The estimated fabric requirement is based on 54"W (137 cm) material. The actual amount required may vary depending on pattern, pattern matching, material width or use of multiple fabrics.
* Different fabrics on seat and backrest is possible