



Direct Supply® Panacea® Prime & Prime Plus Mattresses



Panacea Prime



Panacea Prime Plus

Prime



Benefits

- Double-layer design features a firm bottom layer to provide stability and support, while a softer top layer helps redistribute pressure to keep residents comfortable
- Full 2" super-soft foam in heel area provides protection against skin breakdown
- Built-in firm, foam perimeters make transfers easier, help prevent falls and minimize the risk of entrapment
- Panacea Prime Plus features 3" raised one-piece side perimeters to reduce the risk of resident falls and limit the need for bedrails and egress cutouts make transfers easier on residents and caregivers.


Specifications

- Layers of Foam: 2
- Foam Type: Polyurethane
- Firm Perimeters: Yes
- Raised Perimeters: Yes, optional
- Heel Slope: No
- Cover Type: 2-way stretch
- Weight Capacity: 300 lbs.
- Standard Dimensions: 35"W; 6"H; 76", 80" or 84"L
- Meets 16 CFR 1633: Yes
- Warranty: 5-year, non-prorated limited warranty

These pressure redistribution support surfaces are appropriate for use as part of an overall care plan to prevent and treat decubitus ulcers. Resident-specific assessment could alter your particular usage of these mattresses.



Direct Supply® Panacea® Prime & Prime Plus Mattresses



Cover

Low-shear, antimicrobial, fluid-resistant fabric

- Two-way stretch top cover is highly moisture resistant, reduces shear forces
- Bottom cover is fluid proof vinyl

Concealed zipper to prevent skin tears and protect foam from liquids

- Extra-large flap covers zipper to prevent contact with skin and prevent fluid from entering
- Zipper allows for easy cover removal and replacement if necessary

Cover on Prime Plus with raised perimeters is fitted to reduce extra fabric and bunching, which can cause skin damage.

Mattresses

- #F3536** Panacea Prime, 35"W x 76"L x 6"H
- #F3537** Panacea Prime, 35"W x 80"L x 6"H
- #F3538** Panacea Prime, 35"W x 84"L x 6"H
- #F3539** Panacea Prime Plus, 35"W x 76"L x 6"H
- #F3540** Panacea Prime Plus, 35"W x 80"L x 6"H
- #F3541** Panacea Prime Plus, 35"W x 84"L x 6"H

Accessories

- #F3542** Prime Replacement Cover, 35"W x 76"L
- #F3543** Prime Replacement Cover, 35"W x 80"L
- #F3544** Prime Replacement Cover, 35"W x 84"L
- #F3545** Prime Plus Replacement Cover, 35"W x 76"L
- #F3546** Prime Plus Replacement Cover, 35"W x 80"L
- #F3547** Prime Plus Replacement Cover, 35"W x 84"L



DirectSupply.com

APTURA / EQUIPMENT & FURNISHINGS / DSSI / TELS