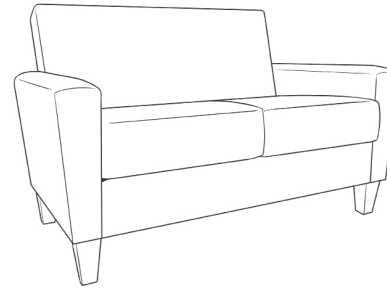
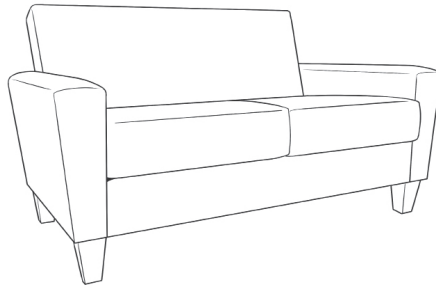
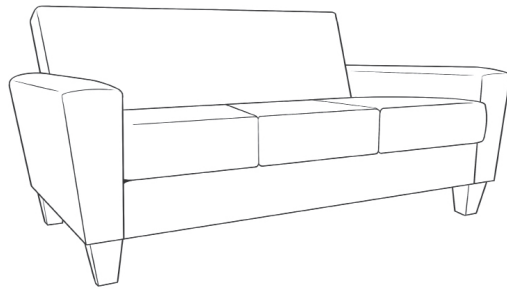




Arlington Heights Common Area Collection



Arlington Heights Dimensions	Overall Height	Overall Depth	Overall Width	Seat Height	Seat Depth	Seat Width	Arm Height	Unit Weight	COM Details*	Weight Capacity
Arlington Heights Sofa	35"	36"	76"	19½"	22"	66"	24"	145 lbs.	10 yds.	700 lbs.
Arlington Heights Apartment Sofa	35"	36"	69"	19½"	22"	59"	24"	125 lbs.	8 yds.	700 lbs.
Arlington Heights Loveseat	35"	36"	53"	19½"	22"	43"	24"	105 lbs.	8 yds.	600 lbs.
Arlington Heights Lounge Chair	35"	36"	32"	19½"	22"	22"	24"	86 lbs.	5 yds.	350 lbs.

Frames:

Kiln-dried poplar hardwood from managed sources. All joints are interlocking and/or glued, screwed and stapled for added strength and rigidity.

Seat Cushion Fillings:

6" layer of 30 ILD/2.6 density foam wrapped in foam batting.

Back Cushion Fillings:

Pillow back with blown foam fiber. Backrest cushions are attached.

Customization:

Nailhead patterns are available for an upcharge. Use of multiple fabrics also is available for an upcharge. Button tufting is available as optional

Floor Glides:

Nail-in nylon floor glides.

Back Suspension:

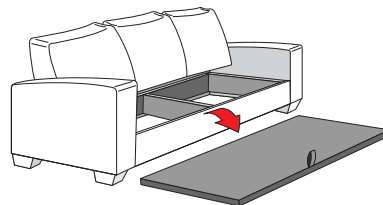
Fully upholstered with a foam covering over a high-tensile-strength zig-zag sprung platform.

Certifications:

CA117-2013 certified. CA133 is not available. Passes BIFMA 5.5X Seating Standards. TSCA Title VI Certified.

Preferred Seat Decking:

A removable cushion and vinyl decking that easily lifts out of the frame for easier cleaning of the chair itself and the floor below.



Seat Suspension:


High-tensile-strength steel zig-zag sprung seat platform covered in moisture-proof fabric.

Warranty:

10-year limited warranty on frame and mechanism. 3-year limited warranty on foam. Fabric manufacturer's warranty on fabric.

Wooden Legs:

Legs are available in the finishes shown below. Legs are shipped detached and must be screwed in.



1-800-889-3957 maxwellthomas.com

Handcrafted in the USA

* Fabric requirement for one chair includes the seat and backrest.
 * The estimated fabric requirement is based on 54"W (137 cm) material. The actual amount required may vary depending on pattern, pattern matching, material width or use of multiple fabrics.
 * Different fabrics on seat and backrest is possible.
 * Illustration of Removable Seat Deck is for reference only.