



# Sara® Stedy & Sara® Stedy Compact



Sara Stedy and Sara Stedy Compact enable a single caregiver to assist patients or residents perform sit to stand transfers throughout the day.


## ARJO MOBILITY GALLERY



B


B. Ambulatory to some degree but may use a walking frame/crutches for support. Please contact Arjo for further information.

Sara Stedy

 View in AR



Sara Stedy Compact

 View in AR




Visit the webpage



## KEY FEATURES

### SARA STEDY

Designed for patients 149-193 cm (4'11" - 6'6"), and weighing up to 182 kg (400 lbs).



### SARA STEDY COMPACT

Designed for smaller patients, 138-172 cm (4'6" - 5'8") tall and weighing up to 182 kg (400 lbs).



#### CROSSBAR HANDLE

Allows the patient to support themselves actively by pulling.

#### PIVOTING SEAT OPENING

The pivoting seat can be moved out to enable the patient to stand, and provides an angled seated support during the transfer.

#### KNEE SUPPORT

The knee pad provides support for raising into standing and also to the patient's legs during the transfer.

#### TOTAL LOCK BRAKES

Both axis of the wheels are lockable

#### PEDAL-OPERATED CHASSIS LEGS

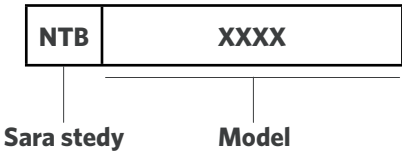
Easily adjusted for access to wide chairs.



## PRODUCT INFORMATION

GENERAL		
	Sara Stedy	Sara Stedy Compact
Maximum safe working load	182 kg (400 lbs)	182 kg (400 lbs)
Weight	29,4 kg (64,82 lbs)	<b>28,3 kg (62,5 lbs)</b>
Minimum total storage height	1050 mm (41 1/3")	<b>960 mm (37.8")</b>
External width legs closed	490 mm (19 1/3")	490 mm (19 1/3")
External width legs open	880 mm (34 5/8")	880 mm (34 5/8")
Total length	92 cm (36 3/16")	<b>89 cm (35")</b>
Total height	105 cm (41 5/16")	<b>96 cm (37 13/16")</b>
Height of chassis	10 cm (3 7/8")	10 cm (3 7/8")
Internal width legs closed	36 cm (14 3/16")	36 cm (14 3/16")
Internal width legs open	75 cm (29 1/2")	75 cm (29 1/2")
APPROVALS		
The products are in compliance with current legislation and applicable product standards		
ISO 10535		

PRODUCT NOMENCLATURE



MODEL:	
2000	Standard
3000	Compact

General Note: Product availability may vary depending on your region.

MOST COMMON SPARE PARTS

	ARTICLE #	DESCRIPTION
1	700-12343	Knee pad replacement kit
2	700-12371	Seat replacement (Left)
3	700-12370	Seat replacement (Right)
4	700-27072	Cushion kit
5	700-12325	Base replacement kit
6	700-12353	Handle bar replacement kit
7	700-27026	Casters kit (Front)
8	700-00094	Casters kit (Rear)

This list represents the most frequently sold spare parts and/or accessories. For a complete list, refer to the product parts list.

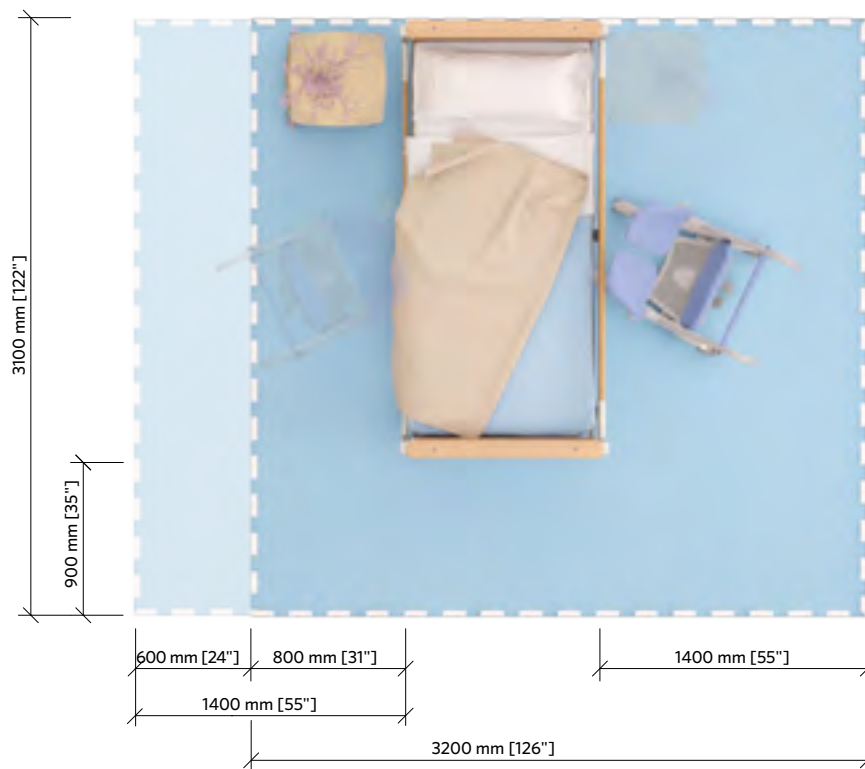


## COMPATIBLE SLINGS


ARTICLE #	NAME	SIZE
MAA3060M	Transfer Sling, Roll	One size
MAA3061M	Transfer Sling, Flat	One size
MAA3070M	Standing Sling, Roll	One size
MAA3071M	Standing Sling, Flat	One size
MFA3000	SARA 3000 Flites	One size
TSS.500 → TSS.504	Sara 3000 Standing Sling with fixed support belt	S M L XL XXL
TSS.500S-IC → TSS.503S-1C	Sara 3000 Standing Sling with separate support belt 1 Clip closing	S M L XL
TSS.500W → TSS.503W	Wipeable Standing Clip Sling	S M L XL
TSS.501SV → TSS.502SV	Sara 3000 Standing Sling with separate support belt and hook and loop fastener	M L
TSS.511	SARA 3000 Transfer Sling	One size
TSS.501A → TSS.503A	Sling split hook and loop attachment 1 clip	M L XL

Note: Article numbers with "A-suffix" (e.g. TSS-501A) has a BAA (Buy American Act) compliant country of origin.

## SPACE REQUIREMENTS



For more information about Space requirement, consult the Arjo Guide for Architects and Planners website.



- Blue area shows the minimum working area required for the staff to be able to use the floor lift in an ergonomic way from one side.
- Light blue area shows required extension of working area to facilitate activities from either side to provide adequate access for the patient, floor lift and assisting carer.