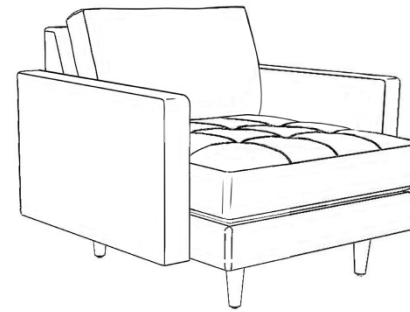
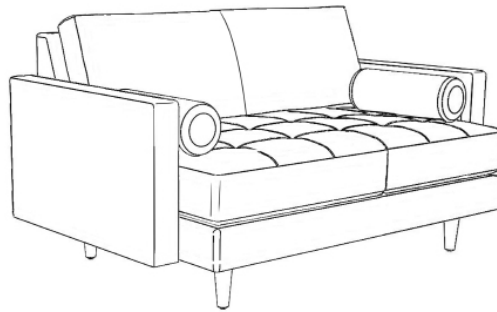
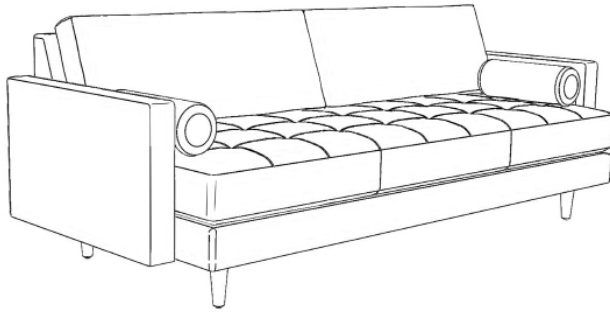




Enville Common Area Collection



Enville Dimensions	Overall Height	Overall Depth	Overall Width	Seat Height	Seat Depth	Seat Width	Arm Height	Unit Weight	COM Details*	Weight Capacity
Enville Sofa	32"	33"	87"	18"	18"	79"	24"	175 lbs.	13 yds.	700 lbs.
Enville Loveseat	32"	33"	63"	18"	18"	55"	24"	135 lbs.	11 yds.	600 lbs.
Enville Lounge Chair	32"	33"	31"	18"	18"	23"	24"	75 lbs.	7½ yds.	350 lbs.

Frames:

7/8" plywood from managed sources. All joints are interlocking and/or glued, screwed and stapled for added strength and rigidity.

Floor Glides:

Nail-in nylon floor glides.

Back Suspension:

Fully upholstered with a foam covering over a high-tensile-strength zig-zag sprung platform.

Back Cushion Fillings:

Pillow back with blown foam fiber. Backrest cushions are attached.

Seat Cushion Fillings:

26 ILD/1.8 density high-resiliency foam wrapped in foam batting.

Pillows:

Sofa and loveseat include two cylindrical bolster pillows and are semi-attached via D-rings.

Certifications:

CA117-2013 certified. CA133 is not available. Passes BIFMA 5.5X Seating Standards. TSCA Title VI Compliant.

Customization:


Custom welting pattern is available for an upcharge. Use of multiple fabrics also is available for an upcharge.

Warranty:

10-year limited warranty on frame and mechanism.
10-year limited warranty on foam.
Fabric manufacturer's warranty on fabric.

Wooden Legs:

Legs are available in the finishes shown below.
Legs are shipped detached and the customer must screw them in.



* Fabric requirement for one chair includes the seat, arms and backrest.
* The estimated fabric requirement is based on 54"W (137 cm) material. The actual amount required may vary depending on pattern, pattern matching, material width or use of multiple fabrics.
* Different fabrics on seat and backrest is possible.

1-800-889-3957 maxwellthomas.com

Handcrafted in the USA