

Direct Supply® Panacea® Hi-Lo Electric Mat Table Owner's Manual

Thank you for purchasing a Direct Supply® Panacea® Hi-Lo Electric Mat Table from Direct Supply Equipment & Furnishings®, a division of Direct Supply, Inc. Please read this entire manual carefully and keep it for future reference. This manual will provide you with instructions, warnings, warranty information and other important information about your device. Share this information with your housekeeping, nursing and maintenance staff to help ensure the device is cared for properly. **Please keep and refer to this Owner's Manual.**

Prior to assembly, check to make sure that you have received all parts specified below, the items do not have any shipping damage, all holes are drilled and tested for alignment, all hydraulic lines are secured to the table without any kinks, the motor is properly secured to the table, the feet are properly attached to the legs, and that the size and color of the table are correct. If any part appears to be damaged or incorrect, do not continue with assembly and immediately contact your Direct Supply account manager.

⚠ WARNING: The weight capacity for this Hi-Lo Electric Mat Table is 700 lbs. Do not exceed this amount of weight on the table.


⚠ CAUTION: Check leg security every three or four months of use. Re-tighten legs as necessary.

This device is intended only for use under the supervision of a licensed healthcare practitioner. This device is not intended for individual consumers or for use in non-healthcare settings. Some individuals may require assistance getting on and off this device. A licensed healthcare practitioner should always verify that this device is appropriate for the individual resident based on his or her medical history and current medical status.

Prior to each use, verify that the device is properly assembled, sturdy and clean.


Assembly Instructions

NOTE: You will need a $\frac{7}{16}$ " wrench or socket and a Phillips head screw driver for assembly (not included).



Hardware and Accessory Checklist:

- (16 ct.) $\frac{1}{4}$ " – 20 x 1.5" Carriage Bolt
- (16 ct.) Flat Washer
- (16 ct.) Lock Washer
- (16 ct.) $\frac{1}{4}$ " Hex Nut
- (16 ct.) $\frac{1}{4}$ " Phillips Head Screw
- (4 ct.) Anti-Slip Pad
- (1 ct.) Hi-Lo Hand Control Switch



Step 3

Step 1: Lay table upholstery side down (to protect upholstery, be sure the area is clear of sharp objects); set legs in corners of table frame. Ensure that each hydraulic line is aligned in leg frame slot as shown.

Step 2: Slide carriage bolts through the skirt of the table and then through the leg. On each carriage bolt place a flat washer, next a lock washer, then a hex nut. Note: placing washers and nuts in this order is important to properly securing the table legs. Hand tighten only, using a $\frac{7}{16}$ " wrench or socket.

Step 3: Once all four legs have been fitted correctly and the hydraulic lines are properly slotted in the leg frame, finish tightening all connections. Note: Check leg security every three to four months of use. Re-tighten legs as necessary.

Assembly Instructions *(cont.)*

Step 4: Attach the hi-low hand control to the motor by inserting the phone-type jack into the receptacle at the end of the motor as shown.

Step 5: If desired, you may attach the self-adhesive anti-slip pads to the bottom of each leg as shown.

Step 6: Turn hi-low mat table to its proper upright position. Take care to not damage legs during this process. Caution: Avoid resting table on two legs. Once table location is decided, use a Phillips head screw driver to attach the hi-low hand control to the wood table frame using ¼" Phillips head screws. To remove slack in the hand control cord use twist-tie. Plug in power cord and test Hi-Low function.


Step 7: To achieve proper table stability and level, adjust each leg by loosening the nut and screwing the foot up or down as shown. Once proper level is achieved, retighten the nut.




Step 4



Step 4



Step 5



Step 7

Upholstery Cleaning Instructions

For light soiling, use a solution of 10% household liquid dish soap and warm water applied with a soft, damp cloth. A soft bristle brush may also be used if necessary. For very difficult stains, dampen a soft white cloth with a solution of household bleach: 10% bleach, 90% water. Rub gently and rinse with a water-dampened cloth to remove bleach solution. If necessary, allow a 1:10 diluted bleach solution to puddle on the affected area with a soaked cloth for 30 minutes. Rinse with a damp cloth to remove any remaining bleach solution.

NOTE: Try this method on an inconspicuous spot before using it on the stain.

Limited Warranty

We, Direct Supply Manufacturing, Inc. offer to you, as the original purchaser, a warranty for the Direct Supply Panacea Hi-Lo Electric Mat Table. Our warranty applies for the limited warranty period stated below. If any device or device part listed below is defective in material or workmanship during the applicable limited warranty period, we will repair or replace it at our cost. Please note that the decision to repair or replace a device or device part will be at our discretion.

Our warranty applies only if the device is properly maintained by the original purchaser for normal, indoor use and does not cover normal wear and tear, modification of the device, or damage caused by abuse, improper use, failure to maintain, use which exceeds the published device limitations, or the combination of any device with another device. In addition, our warranty does not cover fading, colorfastness, stains, spills, or exposure to chemicals, odors, heat or light. In certain cases, we may provide you repair or adjustment instructions and/or replacement parts, and ask you to perform a repair or adjustment or replace a defective part.

Our warranty gives you specific legal rights, and you may also have other rights, which vary, from state to state. Please note that our limited warranty period begins when we ship the device to you. The limited warranty period and our obligations under the warranty end once you transfer the device to someone else, or at the end of the applicable limited warranty period identified below, whichever is earlier.

| Device | Warranty Period (Parts) | Anticipated Usable Device Life |
|---|-------------------------|--------------------------------|
| Direct Supply® Panacea® Hi-Lo Electric Mat Table Frame | 3 years | 3 years |
| Direct Supply® Panacea® Hi-Lo Electric Mat Table Upholstery | 1 year | 1 year |

Anticipated Usable Device Life is based on normal use with proper maintenance, cleaning and storage. You should still inspect, monitor and care for the device as described in this guide, as the device may need to be replaced sooner than anticipated in particular situations.

DIRECT SUPPLY MANUFACTURING, INC. MAKES NO IMPLIED WARRANTIES OF MERCHANTABILITY OR FITNESS FOR A PARTICULAR PURPOSE; THESE AND ALL OTHER IMPLIED WARRANTIES ARE SPECIFICALLY DISCLAIMED. TO THE FULLEST EXTENT ALLOWED BY LAW, DIRECT SUPPLY MANUFACTURING INC. WILL NOT BE LIABLE FOR ANY INCIDENTAL, SPECIAL, CONSEQUENTIAL OR PUNITIVE DAMAGES, OR LOST PROFITS THAT MAY RESULT FROM THE DEVICE OR YOUR USE OF OR INABILITY TO USE THE DEVICE EVEN IF ADVISED OF THE POSSIBILITY OF SUCH DAMAGES. OUR TOTAL LIABILITY TO YOU, IF ANY, IS LIMITED TO THE PRICE OF THE DEVICE OR SERVICE GIVING RISE TO YOUR CLAIM. Some states do not allow an exclusion or limitation of incidental or consequential damages or how long an implied warranty lasts, so the above limitations or exclusions may not apply to you. If implied warranties are not excluded, and to the extent allowed by law, we limit any and all implied warranties to the applicable warranty period identified above. Except for rights under any applicable state law, the remedies provided under this warranty are your sole and exclusive remedy for any breach of our warranty and state the entire limit of our responsibilities.

Customer Service

Our promise to you is that you will have a convenient and easy ordering experience, receive a quality Direct Supply Panacea Hi-Lo Electric Mat Table, and enjoy outrageous customer service. If you have any questions about the Hi-Lo Electric Mat Table you have purchased or would like to request warranty service, please contact:

Direct Supply Equipment & Furnishings at 1-800-634-7328, 6767 North Industrial Road, Milwaukee, WI 53223, DearDirect@DirectSupply.net.