






DIRECT SUPPLY® SLING COMPATIBILITY GUIDE



Direct Supply Sling Compatibility Guide – Floor Lifts

Direct Supply Slings, Multi-Brand Compatible

		Direct Supply®	Invacare®	
				
		Atlas Floor Lift	Reliant 450 Floor Lift	Invacare Hydraulic Patient Lift
Product #	Description	E7793 GV270 GV269	RPL450-2 RPL450-1	9805 9805P
#GV258	Full Body Sling, Standard, Extra Small	•	•	•
#GV257	Full Body Sling, Standard, Small	•	•	•
#GV263	Full-Body Sling, Standard, Medium	•	•	•
#GV262	Full-Body Sling, Standard, Large	•	•	•
#GV261	Full-Body Sling, Standard, Extra Large	•	•	•
#GV255	Full Body Sling, Mesh, Extra Small	•	•	•
#GV256	Full Body Sling, Mesh, Small	•	•	•
#GV260	Full-Body Sling, Mesh, Medium	•	•	•
#GV259	Full-Body Sling, Mesh, Large	•	•	•
#GV254	Full Body Sling with Commode Opening, Mesh, Medium	•	•	•
#GV253	Full Body Sling with Commode Opening, Mesh, Large	•	•	•
#GV252	Full Body Sling with Commode Opening, Mesh, Extra Large	•	•	•
#GV251	Divided-Leg Sling, Small	•	•	•
#GV250	Divided-Leg Sling, Medium	•	•	•
#GV249	Divided-Leg Sling, Large	•	•	•
#GV248	Divided Leg Sling, Extra Large	•	•	•
#GV275	Toileting Sling, Small	•	•	•
#GV274	Toileting Sling, Large	•	•	•
#GV273	Toileting Sling, Extra Large	•	•	•

Buying compatible slings means no need to spend time searching for the right sling for each

Direct Supply Sling Compatibility Guide – Floor Lifts *Cont.*

Direct Supply Slings, Multi-Brand Compatible

		Joerns®		Graham Field™
				
		Hoyer® HPL500 Floor Lift	Hoyer® Presence Floor Lift	Lumex® LF1090 Electric Bariatric Patient Lift
Product #	Description	HPL500-EL-S2 HPL500-S2	HOY-PRESENCE-S	LF1090
#GV258	Full Body Sling, Standard, Extra Small	•	•	•
#GV257	Full Body Sling, Standard, Small	•	•	•
#GV263	Full-Body Sling, Standard, Medium	•	•	•
#GV262	Full-Body Sling, Standard, Large	•	•	•
#GV261	Full-Body Sling, Standard, Extra Large	•	•	•
#GV255	Full Body Sling, Mesh, Extra Small	•	•	•
#GV256	Full Body Sling, Mesh, Small	•	•	•
#GV260	Full-Body Sling, Mesh, Medium	•	•	•
#GV259	Full-Body Sling, Mesh, Large	•	•	•
#GV254	Full Body Sling with Commode Opening, Mesh, Medium	•	•	•
#GV253	Full Body Sling with Commode Opening, Mesh, Large	•	•	•
#GV252	Full Body Sling with Commode Opening, Mesh, Extra Large	•	•	•
#GV251	Divided-Leg Sling, Small	•	•	•
#GV250	Divided-Leg Sling, Medium	•	•	•
#GV249	Divided-Leg Sling, Large	•	•	•
#GV248	Divided Leg Sling, Extra Large	•	•	•
#GV275	Toileting Sling, Small	•	•	•
#GV274	Toileting Sling, Large	•	•	•
#GV273	Toileting Sling, Extra Large	•	•	•

Buying compatible slings means no need to spend time searching for the right sling for each




Direct Supply Sling Compatibility Guide – Sit-To-Stand Lifts

Direct Supply Slings, Multi-Brand Compatible		Direct Supply®	Invacare®	
				
		Atlas Sit-to-Stand Lift	Reliant 350 Sit-to-Stand Lift	Invacare Premier Series Roze Sit-to-Stand Lift
Product #	Description	E7794 GV272 GV271	RPS350-1 RPS350-2	ROZE
#GV265	Padded Standing Sling, Extra Small	•	•	•
#GV268	Padded Standing Sling, Small	•	•	•
#GV267	Padded Standing Sling, Medium	•	•	•
#GV266	Padded Standing Sling, Large	•	•	•
#GV264	Gluteal Strap - Multi-Brand	•	•	•
#GV278	Transfer Sling, Small	•	•	•
#GV277	Transfer Sling, Medium	•	•	•
#GV276	Transfer Sling, Large	•	•	•

Buying compatible slings means no need to spend time searching for the right sling for each

Don't see your lift in this guide?

Contact your Account Manager for assistance

Invacare®		Joerns®	Medline®		Tollos®
					
Invacare ISA XPlus Stand-Up Lift	Invacare ISA Compact Stand-Up Lift	Hoyer® Elevate Sit to Stand Lift	Electric Stand Assist Lift	Powered Base Stand Assist Lift	Steady-Aid 3500/7500 Sit-to-Stand Lifts
ISAXPLUS	ISACOMPACT	HOY-ELEVATE-S	MDS400SA MDS600SA	MDS500SA	TSA-350 TSA-750
•	•	•	•	•	•
•	•	•	•	•	•
•	•	•	•	•	•
•	•	•	•	•	•
•	•	•	•	•	•
•	•	•	•	•	•
•	•	•	•	•	•
•	•	•	•	•	•

lift in your community; manage your slings inventory with multi-brand compatible slings.

The following spreader bars were used to complete compatibility testing:

Invacare Reliant 450 (RPL450-1, RPL450-2): **1143629**

Invacare Reliant 600 (RPL600-1, RPL600-2): **1132034**

Invacare Hydraulic (9805, 9805P): **1140717**

Drive Patient Lift (13240): **13058**

Hoyer Hydraulic (HML400) and Hoyer HPL402: **222-600**

Hoyer HPL500 (HPL500-S2, HPL500-EL-S2): **31009196**

Hoyer Presence: **0Y0048**

GF Lumex LF1090: **DPL450-SBAR**

GF Lumex LF1050: **DPL450-SBAR**

GF Lumex Hydraulic (LF1030, LF1031, LF1030FP, LF1040, LF1041): **LF10406**

Medline: MDS400EL: **MDS450CRD**

Medline: MDS88200D: **MDS88200DCR**



1-800-634-7328 DirectSupply.com

APTURA / EQUIPMENT & FURNISHINGS / DSSI / TELS

Direct Supply multi-brand slings have been tested with a variety of lifts, as detailed in this guide. When purchasing this sling for use with a non-Direct Supply branded lift, customers must be aware of the following:

1. The use of this sling with a non-Direct Supply branded lift may void the warranty of the lift. Customers are advised to check the warranty period on their lifts before making a sling purchase.
2. State surveyors may require documentation showing that the Direct Supply branded sling is appropriate for use with a non-Direct Supply branded lift. We recommend that you keep a copy of the sling compatibility guide with your other product manuals and materials.