

IMPORTANT SAFETY INFORMATION


Automatic Safety Lock

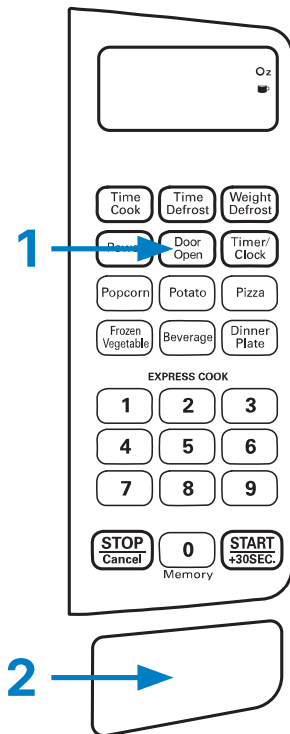
To meet federal safety requirements and reduce the risk of accidental use, this microwave is equipped with an automatic safety lock. The system is designed to enhance safety in environments such as healthcare facilities and shared residences by keeping the microwave securely locked during and shortly after cooking cycles. This helps protect users from potential burns or unintentional operation.

By default, the safety lock is turned on. If the lock feature is not necessary for your specific setting, it can be manually turned off or back on at any time by following the steps outlined in the user manual or summarized below:


Opening the Door with the Safety Lock:

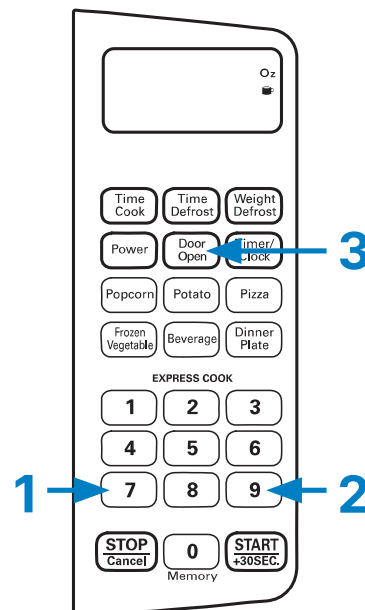
The door will automatically lock every time a cooking cycle starts

1. Press 
2. Press the latch that opens the door



Disabling or Re-Enabling the Lock:

1. Press "7", then "9", and then press and hold the  button for 3 seconds. The screen will display "ULoc" to confirm deactivation.
2. To re-activate the lock, repeat the same sequence. The screen will display "Loc" to confirm reactivation.



For your safety and compliance needs, we recommend leaving the lock enabled unless there is a specific operational reason to disable it