



# Direct Supply® WEDGE PAD

## Owner's Manual

*Please keep and refer to this Owner's Manual.*

Thank you for purchasing a wedge pad from Direct Supply Equipment & Furnishings®. Please read this entire guide carefully and keep it for future reference. This guide will provide you with instructions, warnings, warranty information and other important information about your wedge pads. Share this information with your housekeeping, nursing and maintenance staff to help ensure the wedge pad is cared for properly.

# Introduction

## Table Of Contents

Definitions & Symbols.....	2
Product Description.....	3
Important Safeguards.....	3
Specifications .....	4
Directions for Use .....	4
Cleaning .....	5
Maintenance .....	5
Storage .....	5
Warranty.....	6
Customer Service .....	7

## Introduction

Wedge pads are intended to be used as part of a comprehensive care plan for your residents. They can be used in conjunction with other products to help maximize the safety of residents and reduce the likelihood of mattress-related entrapment. These products are designed for indoor use only.

## Definitions & Symbols

**NOTE:** Indicates a tip.

**CAUTION:** Indicates correct operating or maintenance procedures in order to prevent damage to or destruction of the equipment or other property.

**WARNING:** Calls attention to a potential danger that requires correct procedures or practices in order to prevent personal injury.

**⚠:** Attention. Read the instructions.

**DEVICE:** Your wedge pad.

**YOU and YOUR:** The facility, community or other entity that has purchased the device.

**WE, US and OUR:** Direct Supply Manufacturing, Inc.

# Product Description & Important Safeguards

## Product Description


Wedge pads are designed to assist caregivers in their entrapment prevention plans as well as to help protect the resident from skin tears and bruises from prolonged exposure to bedrails or a resident striking a bedrail. The wedge pads attach to a bed's siderails using buckled straps to secure them, while allowing for easy removal.

## Important Safeguards

Read and follow all directions and warnings before using this product.


### **WARNINGS** – General:


1. Failure to comply with all directions and warnings may result in injury or death; use only as directed.
2. This product is not suitable for all individuals. Other products may be required.
3. Inspect the product for damage before each use and do not use it if it appears to be damaged or not functioning properly.
4. Never alter the product in any way.
5. This product is designed for indoor use only within close proximity to skilled caregivers.

 **WARNING** – This wedge pad is designed to provide comfort and lessen the impact caused by a resident striking or a resident's prolonged contact with a bedrail. Other precautions and devices may be required, including but not limited to:

1. Resident monitoring devices for elopement prevention
2. Other devices as specified by the caregiver

This device is intended to be used as part of a comprehensive care plan including an individual risk assessment so that you may identify and prevent risk of entrapment, asphyxiation, or other bodily harm. This device WILL NOT prevent entrapment or falls.

 **WARNING** – This wedge pad should not be used in any way that may be considered a restraint. Check all policies to ensure appropriate guidelines are being followed.

 **WARNING** – Prior to each use, check to ensure that the mattress, bedrail, wedge pad and any other product used in combination with this product does not pose an entrapment risk to the resident.

# Specifications & Directions for Use

## Specifications

<b>COVER:</b>	Antimicrobial Fluid Resistant Tear Resistant
<b>FIRE RATINGS:</b>	CA 117
<b>FOAM CORE:</b>	High-Density Polyurethane Foam
<b>SIZES:</b>	

<b>Product</b>	<b>Height (inches)</b>	<b>Thickness (inches)</b>	<b>Lengths (inches)</b>
Wedge pads	17.25"	4"	35", 70"

## Directions for Use

1. Place wedge pad on the inside of the siderails so that the straps are facing outward and the wedge is oriented at the top of the pad.
2. Pull the straps over the siderails and attach them using the provided buckles. Tighten the straps to secure.
3. To remove wedge pad, release buckles, remove the straps from the siderails and remove the pad.

**⚠ NOTE:** Do not remove product tag, cleaning instruction tag or law tag from the wedge pad. Removal of tags will void the warranty.

**⚠ WARNING:** This product will not prevent falls. This product will not replace good caregiving practices, including but not limited to:

- Direct resident supervision
- Adequate care plans and training for staff personnel regarding resident diet, hydration, cleanliness, range of motion, entrapment, fall management and repositioning
- Inspection and testing before use

# Cleaning, Maintenance & Storage

## Cleaning

We recommend using the following cleaning chemicals on your wedge pads:

- Lysol® IC Quaternary Cleaner Disinfectant
- Clean Quick Broad-Range Sanitizer
- Q-128 Quaternary Disinfectant

Other disinfectants may cause staining or damage to the product and void the warranty. Be sure to follow the manufacturer's recommended procedures when using these chemicals. (The trademarks and service marks used in this section are the property of their respective owners.)

## Maintenance

Inspect the product for damage before each use and do not use it if it appears to be damaged or not functioning properly. Store out of the way when transferring resident in or out of bed.

## Storage

**When the product is going to be stored:**

1. Store the product flat. Never store folded, rolled, or bent.
2. Store in a cool dry place. Store in areas that have temperature or humidity control.
3. Do not store near heaters or other objects that could physically damage the product.
4. Do not place objects on the product during storage.

# Limited Warranty

We offer to you, as the original purchaser, a warranty for the cover and foam of your wedge pads. Our warranty applies for the limited warranty period stated below. If any product or product part listed below is defective in material or workmanship during the applicable limited warranty period, we will repair or replace it at our cost. Please note that the decision to repair or replace a product or product part will be at our discretion. Our warranty applies only if the product is properly maintained by the original purchaser for normal, indoor use and does not cover normal wear and tear, modification of the product, or damage caused by abuse, improper use, failure to maintain, use which exceeds the published product limitations, or the combination of any product with another product. In addition, our warranty does not cover fading, characteristics or natural variations of fabric, texture, colorfastness, stains, spills, or exposure to chemicals, odors, heat or light. In certain cases, we may provide you repair or adjustment instructions and/or replacement parts, and ask you to perform a repair or adjustment or replace a defective part.

Our warranty gives you specific legal rights, and you may also have other rights, which vary, from state to state. Please note that our limited warranty period begins when we ship the product to you. The limited warranty period and our obligations under the warranty end once you transfer the product to someone else, or at the end of the applicable limited warranty period identified below, whichever is earlier.

<b>Product/Part</b>	<b>Foam Components (Parts)</b>	<b>Cover (Parts)</b>	<b>Anticipated Usable Product Life</b>
Wedge pad	1 year	1 year	1 year

Anticipated Usable Product Life is based on normal use with proper maintenance, cleaning and storage. You should still inspect, monitor and care for the product as described in this guide, as the product may need to be replaced sooner than anticipated in particular situations.

DIRECT SUPPLY MANUFACTURING, INC. MAKES NO IMPLIED WARRANTIES OF MERCHANTABILITY OR FITNESS FOR A PARTICULAR PURPOSE; THESE AND ALL OTHER IMPLIED WARRANTIES ARE SPECIFICALLY DISCLAIMED. TO THE FULLEST EXTENT ALLOWED BY LAW, DIRECT SUPPLY MANUFACTURING, INC. WILL NOT BE LIABLE FOR ANY INCIDENTAL, SPECIAL, CONSEQUENTIAL OR PUNITIVE DAMAGES, OR LOST PROFITS THAT MAY RESULT FROM THE DEVICE OR YOUR USE OF OR INABILITY TO USE THE DEVICE EVEN IF ADVISED OF THE POSSIBILITY OF SUCH DAMAGES. OUR TOTAL LIABILITY TO YOU, IF ANY, IS LIMITED TO THE PRICE OF THE DEVICE OR SERVICE GIVING RISE TO YOUR CLAIM. Some states do not allow an exclusion or limitation of incidental or consequential damages or how long an implied warranty lasts, so the above limitations or exclusions may not apply to you. If implied warranties are not excluded, and to the extent allowed by law, we limit any and all implied warranties to the applicable warranty period identified above. Except for rights under any applicable state law, the remedies provided under this warranty are your sole and exclusive remedy for any breach of our warranty and state the entire limit of our responsibilities.

# Customer Service

Our promise to you is that you will have a convenient and easy ordering experience, receive a quality wedge pad, and enjoy outrageous customer service. If you have any questions about the wedge pad you have purchased or would like to request warranty service, please contact the distributor from whom you purchased the product.



*DirectSupply.com*

---

*APTURA / EQUIPMENT & FURNISHINGS / DSSI / TELS*

---

Distributed by Direct Supply Manufacturing, Inc. 7301 W Champions Way, Milwaukee, WI 53223.

© 2021 Direct Supply Manufacturing, Inc. All Rights Reserved. Direct Supply® and all associated logos are the registered trademarks of Direct Supply, Inc., used under license.