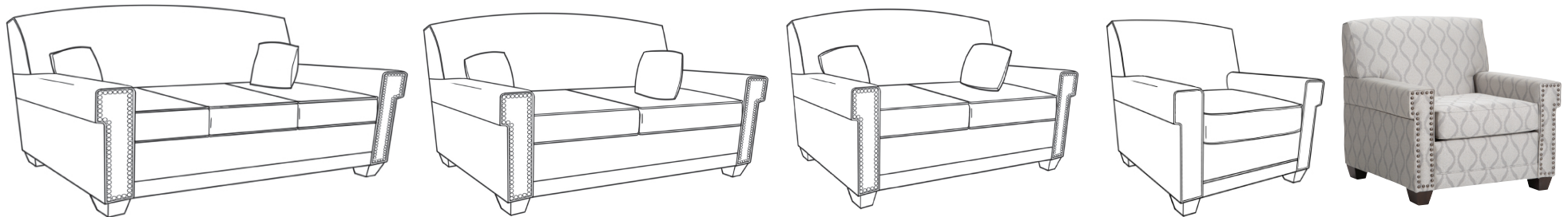


Porterville Common Area Collection



Porterville Dimensions	Overall Height	Overall Depth	Overall Width	Seat Height	Seat Depth	Seat Width	Arm Height	Unit Weight	COM Details*	Weight Capacity
Porterville Sofa	36"	35"	78"	19"	21½"	67"	23"	175 lbs.	12 yds.	700 lbs.
Porterville Apartment Sofa	36"	35"	71"	19"	21½"	60"	23"	165 lbs.	11 yds.	700 lbs.
Porterville Loveseat	36"	35"	59"	19"	21½"	48"	23"	135 lbs.	10 yds.	600 lbs.
Porterville Lounge Chair	36"	35"	35½"	19"	21½"	24"	23"	100 lbs.	7 yds.	350 lbs.

Frames:

7/8" plywood from managed sources. All joints are interlocking and/or glued, screwed and stapled for added strength and rigidity.

Back Suspension:

Fully upholstered with a foam covering over a high-tensile-strength zig-zag sprung platform.

Seat Cushion Fillings:

6" layer of 27-33 ILD/2.6 density foam wrapped in foam batting.

Back Cushion Fillings:

Pillow back with blown foam fiber. Backrest cushions are attached.

Floor Glides:

Nail-in nylon floor glides.

Pillows:

Two coordinating pillows are included with sofas and loveseat. Pillows measure 17" x 18".

Certifications:

CA117-2013 certified. CA133 is not available. Passes BIFMA 5.5X Seating Standards. TSCA Title VI Compliant.

Warranty:

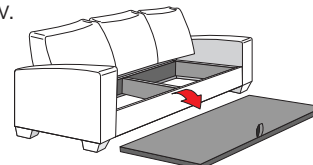
5-year limited warranty on frame and mechanism.
1-year limited warranty on foam.
Fabric manufacturer's warranty on fabric.

Customization:

Custom welting is available for an upcharge. Use of multiple fabrics also is available for an upcharge. Button tufting is available as an optional upgrade.


Preferred Seat Decking:

A removable cushion and vinyl decking that easily lifts out of the frame for easier cleaning of the chair itself and the floor below.



Nailhead Finishes:

Optional. Available in brass, pewter, black nickel and vintage.



Frame Finishes:

Legs are available in the finishes shown below. Legs are shipped detached and must be screwed in.



*Clear acrylic leg option is available for an upcharge

* Fabric requirement for one chair includes the seat and backrest.
* The estimated fabric requirement is based on 54"W (137 cm) material. The actual amount required may vary depending on pattern, pattern matching, material width or use of multiple fabrics.
* Different fabrics on seat and backrest is possible.
* Illustration of Removable Seat Deck is for reference only.