

Arlington Heights Recliners

Dimensions:

Overall Height:	39"
Overall Depth:	37"
Overall Width:	31"
Seat Height:	21"
Seat Depth:	22"
Seat Width:	20"
Arm Height:	25½"
Overall Reclined:	67"
Wall Clearance:	16"
Chair Weight	115 lbs.
Weight Capacity:	350 lbs.
COM Details*:	7 yds.

Frames:

7/8" plywood from managed sources. All joints are interlocking and/or glued, screwed and stapled for added strength and rigidity.

Seat & Back Suspension:

Fully upholstered with a foam covering over a high-tensile-strength steel zig-zag sprung platform.

Seat Cushion:

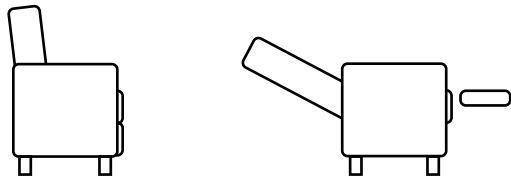
6" layer of 24 ILD/1.8 density high-resiliency foam wrapped in foam batting.

Back Cushion:

Pillow back with blown foam fiber. Backrest cushions are attached.

Reclining Mechanism:

Standard power-reclining mechanism operated by a corded hand pendant.



Floor Glides:

Metal.

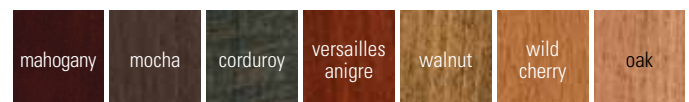


Nailhead Finishes:

Optional.



Frame Finishes:



Limited Warranty:

- 5-year limited warranty on frame and mechanism.
- 1-year limited warranty on foam.
- Fabric manufacturer's warranty on fabric.

Packaging:

Recliner is shipped inside of a box, resting on its feet and wrapped in plastic.

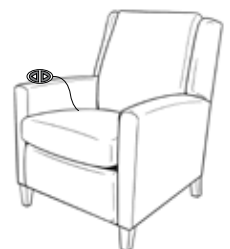
Certifications:

CA117-2013 and CARB II certified. Chair passes BIFMA 5.5X 2014 Seating Standards. CA133 is not available.

Available in Arlington Heights:



Arlington Heights Manual Recliner



Arlington Heights Power Recliner

* The estimated fabric requirement is based on 54"W material. The actual amount required may vary depending on pattern, pattern matching, material width or use of multiple fabrics.
* **WARNING:** Do not lean too far forward when the recliner is reclined. This can cause the recliner to tip forward, and could result in injury to the resident and/or caregiver.