



Direct Supply® PANACEA® POSITIONER

Owner's Manual

Please keep and refer to this Owner's Manual.

Thank you for purchasing a Direct Supply® Panacea® Positioner from Direct Supply Equipment & Furnishings®. Please read this entire guide carefully and keep it for future reference. This guide will provide you with instructions, warnings, warranty information and other important information about your Direct Supply Panacea Positioner. Share this information with individuals who will be assembling, using, servicing and/or cleaning the positioner to ensure it is cared for properly.



Table of Contents

Table of Contents

Introduction	2
Definitions & Symbols	3
Product Description	3
Warnings	4
Directions for Use	5
Installation Instructions	6 - 8
Cleaning & Disinfecting	9
Maintenance	9
Storage	10
Disposal	10
Limited Warranty	11
Customer Service	12

Introduction

Direct Supply Panacea Positioners are intended to be used as part of your seating environment care plan and to help promote comfort and support for your residents. Direct Supply Panacea Positioners are designed only for indoor use within close proximity to caregivers as part of, but not a replacement for, your comprehensive care plan.

Please keep and refer to this Owner's Manual.

Definitions & Symbols

Product Description

Definitions & Symbols

NOTE: Indicates a tip.

CAUTION: Indicates correct operating or maintenance procedures in order to prevent damage to or destruction of the equipment or other property

WARNING: Calls attention to a potential danger that requires correct procedures or practices in order to prevent personal injury.

⚠: Attention. Read the instructions.

PRODUCT or DEVICE: Your Direct Supply Panacea Positioner distributed by Direct Supply Manufacturing, Inc. ("We", "Us" or "Our").

"You": Means the User, Caregiver and any other individuals who will be using or servicing the Product.

"Distributor": Means the reseller or other entity from whom you purchased this product.

"Medical Professional": The physician or other healthcare professional who is familiar with the User's medical history and current medical condition, and is responsible for determining if this product is medically appropriate for the User.

Caregiver: The individual(s) responsible for the care and needs of the User, such as a spouse, adult family member or home health aide. The Caregiver must be available at all times to provide the User with physical and cognitive assistance and provide supervision as needed.

User: The individual who uses the device.

Product Description

Direct Supply® Panacea® Arm Positioner

The Panacea Arm Positioner is contoured to cradle the resident's arm in a comfortable position. The palm area is crowned to help avoid finger contractures. The positioner can rotate 270° and is molded out of urethane foam that is durable and easy to clean. It can be ordered in left-arm or right-arm configurations.

Direct Supply® Panacea® Foot Positioner

The Panacea Foot Positioner helps protect the lower leg from unwanted movement. It can swing out of the way to allow for resident transfer and is both waterproof and easy to clean. The Panacea Foot Positioner can be ordered as a single device or as a pair.

Direct Supply® Panacea® Lateral Support System

The Panacea Lateral Support System attaches to the back of a standard wheelchair and provides trunk support to a resident sitting in the chair. Lateral support pads are attached to the wheelchair back using Velcro® and can be adjusted both laterally and vertically. The lateral support pads can be ordered in 4" or 6" widths.

Warnings

⚠ WARNINGS – General:

1. Failure to comply with all directions and warnings may result in injury or death; use only as directed.
2. This device is not suitable for all individuals. Other devices may be required.
3. Inspect the device for damage before each use and do not use it if it appears to be damaged or not functioning properly.
4. Never alter the device in any way.
5. This device is designed for indoor use only within close proximity to skilled caregivers.
6. No part or component of a Direct Supply Panacea Positioner should be used with non-Panacea positioners, covers or straps.

⚠ WARNING: This device is only a tool as part of an overall care plan. Failure to comply with all instructions, warnings and precautions or using the device for a purpose other than the recommended use could result in serious bodily injury. This device is not designed to replace good caregiving practices, including but not limited to:

- Direct patient and resident supervision
- Adequate care plans, including proper resident hydration and training of staff for fall prevention
- Inspection and testing before each use

⚠ WARNING: This device should never be used as a patient restraint. A clinician experienced in positioning should be consulted to determine if the Direct Supply Panacea Positioner is appropriate for the resident's particular needs.

Directions for Use

The Panacea Positioner is intended to be used in conjunction with a resident's wheelchair.

⚠ CAUTION: Do not use razor blades to cut packaging away from positioner.

⚠ CAUTION: Do not remove any tags from the positioner. Removal of tags will void the warranty.

1. Inspect the positioner for shipping damage. If the positioner is damaged, **DO NOT USE POSITIONER** and immediately contact Direct Supply Equipment & Furnishings for further instruction.
2. Verify the proper positioner model and size was shipped. If you feel there was a mistake, **DO NOT USE POSITIONER** and immediately contact Direct Supply Equipment & Furnishings.
3. After verifying you've received the correct product without damage, properly discard all shipping materials.
4. Follow the installation instructions in this manual for your specific device to begin using your Panacea Positioner.

⚠ WARNING: This positioner will not prevent entrapment or falls. This positioner will not replace good caregiving practices, including but not limited to:

- Direct resident supervision
- Following FDA guidelines
- Adequate care plans and training for staff regarding resident diet, hydration, cleanliness, range of motion, entrapment, fall prevention and repositioning
- Inspection and testing before use

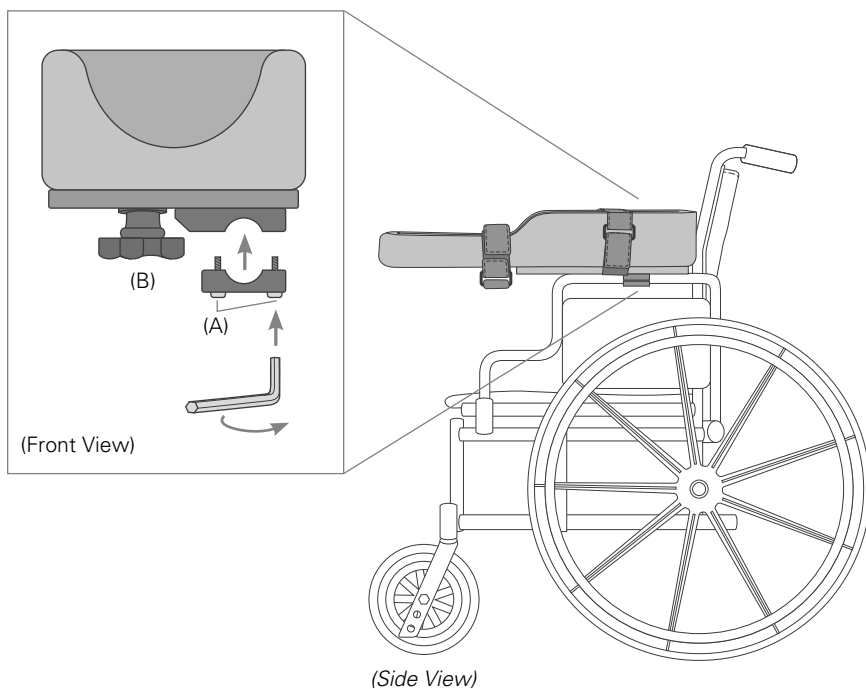
Installation Instructions

Direct Supply Panacea Arm Positioner

Step 1: Remove existing armrest from wheelchair.

Step 2: Take the 2 screws (A) out of bottom ½ of clamp. Mount top half of clamp that is connected to base plate to top of armrest tube; reinstall bottom clamp with screws.

Step 2

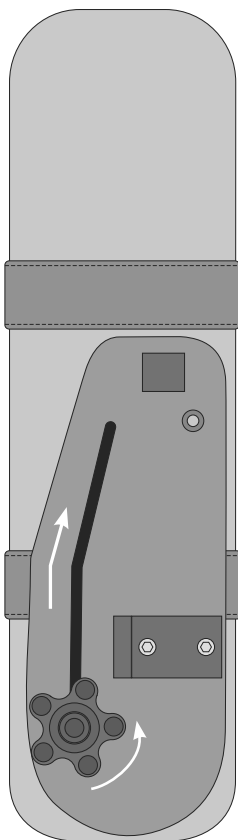


Swivel Base Models

Step 1: To adjust angle or swing tray out of the way, loosen adjustment knob (B) and move tray to desired position.

Step 2: Tighten adjustment knob.

Step 1



(Bottom View)

Installation Instructions *(cont.)*

Direct Supply Panacea Foot Positioner

Refer to Installation Instruction sheet included in the packaging of your Panacea Foot Positioner.

Direct Supply Panacea Lateral Support System

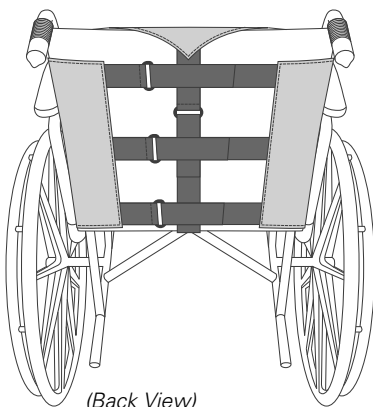
Step 1: Separate lateral support pads from the harness.

Step 2: Wrap the single strap on the harness vertically around the wheelchair backrest and secure using the hook/loop. Wrap the horizontal straps around the outside of the wheelchair and secure using the hook/loop.

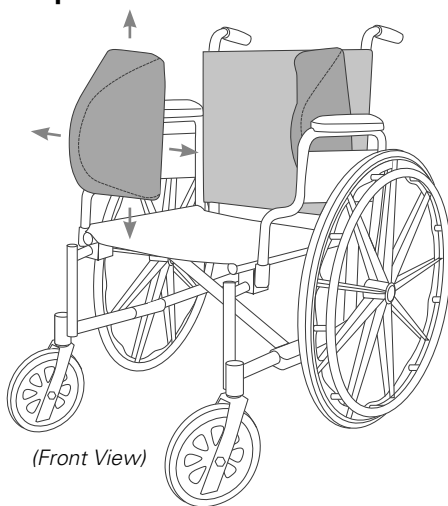
NOTE: There is an additional strap included for taller wheelchair backs. Use as necessary.

Step 3: Re-attach the lateral pads to the harness in the desired location.

Step 2



Step 3



Cleaning & Disinfecting Maintenance

⚠ WARNING: Periodically, check the cover and components for damage and wear, and replace if necessary. Some wear with regular use is expected.

⚠ CAUTION: Frequent heat drying and bleaching will cause fabric to break down. Air drying and cleaning without bleach are recommended whenever possible to help extend the life of the cover.

Cleaning & Disinfecting

⚠ CAUTION: Before cleaning or disinfecting, remove the cover and support pad from the hardware.

Cleaning:

Hand wash in warm water with soap and a sponge. Rinse with clean water and wipe dry with a clean cloth. Dry completely before use.

Disinfecting:

Wipe gently with a cloth dampened with a household disinfectant. Rinse with clean, warm water. Wipe dry with a clean cloth. Dry completely before use.

Clean your positioner as needed and always between resident uses. After cleaning, allow your positioner to completely air-dry before being used by a resident.

Maintenance

Inspect the positioner during every linen change and/or resident change for cuts, rips, tears or cracks. Do not use the positioner if it may be damaged. Components that show excessive wear should be replaced.

⚠ WARNING: Check and tighten all fasteners and adjustment points. DO NOT continue to use the product if any part is broken or cannot be tightened. Periodically, the product should be thoroughly inspected by an equipment provider.

Storage & Disposal

Storage

If the positioner is not to be used immediately, it must still be removed from the box within 48 hours of arrival. When the positioner is going to be stored:

1. Store in a cool dry place. Avoid storage areas that are not temperature or humidity controlled.
2. Do not store near heaters or other devices that could physically damage the product.
3. Do not place objects on the positioner during storage.
4. Do not allow exposure to direct sunlight for prolonged periods of time. This could age the product more rapidly and decrease its effectiveness.

Disposal

Dispose of the product and/or components in accordance with the applicable regulations in your jurisdiction.

⚠ CAUTION! DO NOT INCINERATE as a means of disposal.

Limited Warranty

We offer to you, as the original purchaser, a warranty for the Panacea Positioner. Our warranty applies for the limited warranty period stated below. If any device or device part listed below is defective in material or workmanship during the applicable limited warranty period, we will repair or replace it at our cost. Please note that the decision to repair or replace a device or device part will be at our discretion. Our warranty applies only if the device is properly maintained by the original purchaser for normal, indoor use and does not cover normal wear and tear, modification of the device, or damage caused by abuse, improper use, failure to maintain, use which exceeds the published device limitations, or the combination of any device with another product. In addition, our warranty does not cover fading, characteristics or natural variations in fabric, texture, colorfastness, stains, spills, or exposure to chemicals, odors, heat or light. In certain cases, we may provide you repair or adjustment instructions and/or replacement parts, and ask you to perform a repair or adjustment or replace a defective part. Our warranty gives you specific legal rights, and you may also have other rights, which vary, from state to state. Please note that our limited warranty period begins when we ship the device to you. The limited warranty period and our obligations under the warranty end once you transfer the device to someone else, or at the end of the applicable limited warranty period identified below, whichever is earlier.

Product/Part	Foam Components (Parts)	Cover (Parts)	Anticipated Useable Product Life
Direct Supply® Panacea® Positioners	10 years	1 year	10 years

Anticipated Usable Device Life is based on normal use with proper maintenance, cleaning, and storage. You should still inspect, monitor, and care for the device as described in this guide, as the device may need to be replaced sooner than anticipated in particular situations.

DIRECT SUPPLY MANUFACTURING, INC. MAKES NO IMPLIED WARRANTIES OF MERCHANTABILITY OR FITNESS FOR A PARTICULAR PURPOSE; THESE AND ALL OTHER IMPLIED WARRANTIES ARE SPECIFICALLY DISCLAIMED. TO THE FULLEST EXTENT ALLOWED BY LAW, DIRECT SUPPLY MANUFACTURING INC. WILL NOT BE LIABLE FOR ANY INCIDENTAL, SPECIAL, CONSEQUENTIAL OR PUNITIVE DAMAGES, OR LOST PROFITS THAT MAY RESULT FROM THE DEVICE OR YOUR USE OF OR INABILITY TO USE THE DEVICE EVEN IF ADVISED OF THE POSSIBILITY OF SUCH DAMAGES. OUR TOTAL LIABILITY TO YOU, IF ANY, IS LIMITED TO THE PRICE OF THE DEVICE OR SERVICE GIVING RISE TO YOUR CLAIM.

Some states do not allow an exclusion or limitation of incidental or consequential damages or how long an implied warranty lasts, so the above limitations or exclusions may not apply to you. If implied warranties are not excluded, and to the extent allowed by law, we limit any and all implied warranties to the applicable warranty period identified above. Except for rights under any applicable state law, the remedies provided under this warranty are your sole and exclusive remedy for any breach of our warranty and state the entire limit of our responsibilities.

Customer Service

If you have any questions about the Panacea Positioner you have purchased or would like to request warranty service, please contact your distributor.



DirectSupply.com

APTURA / EQUIPMENT & FURNISHINGS / DSSI / TELS

Distributed by Direct Supply® Manufacturing™, Inc. 7301 W Champions Way, Milwaukee WI 53223.

©2021 Direct Supply Manufacturing, Inc. All Rights Reserved. Direct Supply®, Panacea®, and all associated logos are the registered trademarks of Direct Supply Inc., used under license.