



There's only one #1™

Project \_\_\_\_\_  
Item # \_\_\_\_\_  
Quantity \_\_\_\_\_

## Intelligent Toast-Qwik® Conveyor Toasters


Models: ITQ-875-1C, -1000-1C, -1750-2C

Hatco's Intelligent Toast-Qwik® toasters are fast, reliable and extremely versatile. Individually-controlled top and bottom heating elements, a multi-speed two-directional conveyor belt, and optical product sensors provide the ability to produce a variety of menu items.

### Standard features

- Hatco's Spot-On® Technology senses when product is placed on the conveyor and activates the unit
- Hatco's ColorGuard Sensing System monitors and adjusts conveyor speed and temperature during high usage periods to ensure toast color uniformity
- Power Save mode activates automatically after a specific period of time, or by pressing the Power Save on the touchpad
- Programmable touchpad control with display
- The ability to hold up to twenty product settings
- USB port located on front of the unit allows for easy transfer of program changes and product usage information
- Removable crumb tray, toast chute, 1" (25 mm) adjustable legs and 6' (1829 mm) cord and plug

**Spot-ON®**  
Technology



### Options (available at time of purchase only)

- ☐ NEMA L6-20P Locking Cap in lieu of NEMA 6-20P
- ☐ NEMA L6-30P Locking Cap in lieu of NEMA 6-30P
- ☐ CEE 7/7 Schuko plug in lieu of no plug

### Accessories

- ☐ 9" (229 mm) wide food paddle (ITQ-1000-1C model)
- ☐ 5" (127 mm) wide food paddle (ITQ-1750-2C model)



**ITQ2C-PAD**  
Accessory



CE excludes ITQ-875-1C



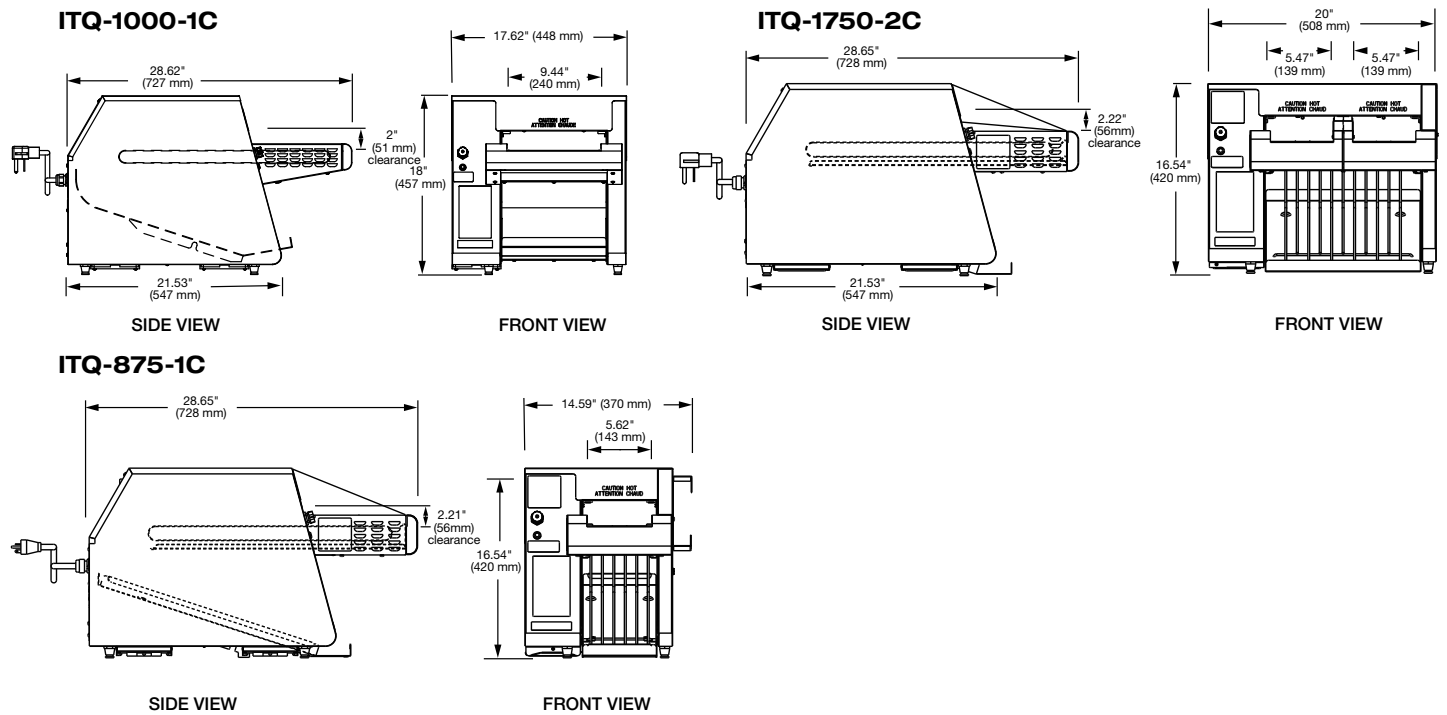
**HATCO CORPORATION** | P.O. Box 340500 Milwaukee, WI 53234-0500 U.S.A.

(800) 558-0607 | (414) 671-6350 | [www.hatcocorp.com](http://www.hatcocorp.com) | [equipsales@hatcocorp.com](mailto:equipsales@hatcocorp.com) | [intlsales@hatcocorp.com](mailto:intlsales@hatcocorp.com)



# Intelligent Toast-Qwik® Conveyor Toasters

Models: ITQ-875-1C, -1000-1C, -1750-2C



## SPECIFICATIONS Intelligent Toast-Qwik® Conveyor Toasters

The shaded areas contain electrical information for International models

Model	Dimensions (Width x Depth x Height)	Opening Dimensions (Width x Height)	Volts	Watts	Amps	Capacity/ minute†	Plug	Ship Weight*
ITQ-875-1C	14.59" x 28.65" x 16.54" (370 x 728 x 420 mm)	5.62 x 2.21" (143 x 56 mm)	208	2700	13.0	15	NEMA 6-20P or NEMA L6-20P	89 lbs. (41 kg)
			240	2700	11.3			
ITQ-1000-1C	17.62" x 28.62" x 18" (448 x 727 x 457 mm)	9.44 x 2" (240 x 51 mm)	208-240®	3230-4300	15.5-17.9	17	NEMA 6-30P NEMA L6-30P	89 lbs. (41 kg)
			230	3600	15.7	17	CEE 7/7 Schuko or No Plug	
ITQ-1750-2C	20" x 28.65" x 16.54" (508 x 728 x 420 mm)	two openings 5.47 x 2.22" (139 x 56 mm)	208	4960	23.8	30	NEMA 6-30P	106 lbs. (48 kg)
			230	4960	21.6	30	No Plug	
			240	4960	20.7	30	NEMA 6-30P	

\*Shipping weight includes packaging.

† Toasting capacity may vary by product. Toasting of coated products not recommended.

® Unit is designed to operate on supply voltages between 208V and 240V.

## CORD LOCATION

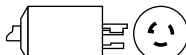
Left center on back of unit.

## PLUG CONFIGURATIONS

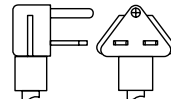
### NEMA 6-20P



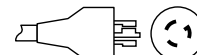
### NEMA L6-20P



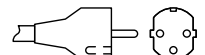
### NEMA 6-30P



### NEMA L6-30P



### CEE 7/7 Schuko



## PRODUCT SPECS Conveyor Toaster

The electric Intelligent Toast-Quick® Conveyor Toaster shall be a Hatco Model ... as manufactured by the Hatco Corporation, Milwaukee, WI 53234 U.S.A. The toaster shall have the capacity to toast up to ... pieces per minute and it shall be rated at ... kW, ... volts, single phase.

The toaster shall be of stainless steel design and shall include a front mounted control panel with state-of-the-art electronic top and bottom heat controls, Spot-On® technology, ColorGuard sensing system, variable speed control, power save mode

with indicator light and a toast collector pan.

The toaster will have metal sheathed heating elements and factory attached UL listed cord and plug.

One year on-site parts and labor warranty, plus one additional year parts-only warranty on all metal sheathed heating elements, with 24/7 service (U.S. and Canada only).

**HATCO CORPORATION** | P.O. Box 340500 Milwaukee, WI 53234-0500 U.S.A.

(800) 558-0607 | (414) 671-6350 | [www.hatcocorp.com](http://www.hatcocorp.com) | [equipsales@hatcocorp.com](mailto:equipsales@hatcocorp.com) | [intlsales@hatcocorp.com](mailto:intlsales@hatcocorp.com)