



Direct Supply® Bedrail Bumper

Owner's Manual

Thank you for purchasing a bedrail bumper from Direct Supply Equipment & Furnishings®. Please read this entire guide carefully and keep it for future reference. This guide will provide you with instructions, warnings, warranty information and other important information about your bedrail bumpers. Share this information with your housekeeping, nursing and maintenance staff to help ensure the bedrail bumper is cared for properly.

Please keep and refer to this Owner's Manual.

1-800-634-7328 ■ directsupply.com

Introduction

Table Of Contents

Definitions & Symbols 2

Product Description 3

Important Safeguards 3

Specifications..... 4

Directions for Use..... 4

Cleaning 5

Maintenance 5

Storage 5

Warranty..... 6

Customer Service 7

Introduction


Bedrail bumpers are intended to be used as part of a comprehensive care plan for your residents. They can be used in conjunction with other products to maximize the safety of residents and reduce the likelihood of mattress related entrapment. These products are designed for indoor use only.

Definitions & Symbols

NOTE: Indicates a tip.

CAUTION: Indicates correct operating or maintenance procedures in order to prevent damage to or destruction of the equipment or other property

WARNING: Calls attention to a potential danger that requires correct procedures or practices in order to prevent personal injury.

: Attention. Read the instructions.

DEVICE: Your bedrail bumper.

YOU and YOUR: The facility, community or other entity that has purchased the device.

WE, US, and OUR: Direct Supply® Manufacturing™, Inc.

Product Description & Important Safeguards

Product Description

Bedrail Bumpers


Bedrail Bumpers are designed to assist caregivers in their entrapment prevention plans as well as to help protect the resident from skin tears and bruises from prolonged exposure to or the resident striking a bedrail. The bumpers will Velcro® to the side rails to secure them while allowing for easy removal.

Important Safeguards

Read and follow all directions and warnings before using this product.


WARNINGS – General:


1. Failure to comply with all directions and warning may result in injury or death; use only as directed.
2. This product is not suitable for all individuals. Other products may be required.
3. Inspect the product for damage before each use and do not use it if it appears to be damaged or not functioning properly.
4. Never alter the product in any way.
5. This product is designed for indoor use only within close proximity to skilled caregivers.

 **WARNING** – This bedrail bumper is designed to provide comfort and lessen the impact caused by a resident striking or a resident's prolonged contact with a bedrail. Other precautions and devices may be required including but not limited to:

1. Resident monitoring devices for elopement prevention.
2. Other devices as specified by the caregiver.

This device is intended to be used as part of a comprehensive care plan including an individual risk assessment so that you may identify and prevent risk of entrapment, asphyxiation, or other bodily harm. This device WILL NOT prevent entrapment or falls.

 **WARNING** – This bedrail bumper should not be used in any way that may be considered a restraint. Check all policies to ensure appropriate guidelines are being followed.

 **WARNING** – Prior to each use, check to ensure that the mattress, bedrail, bedrail bumper and any other product used in combination with this product does not pose an entrapment risk to the resident.

Specifications & Directions for Use


Specifications


COVER:	Antimicrobial Fluid Resistant Tear Resistant
FIRE RATINGS:	CA 117
FOAM CORE:	High Density Polyurethane Foam
SIZES:	

Product	Height (inches)	Thickness (inches)	Lengths (inches)
Bedrail Bumpers	14"	1.5"	36", 48", 72"

Directions for Use

1. Tear the straps away from Velcro patches.
2. Place bumper on the inside of the side rails so that the Velcro is facing outward and the straps are towards the top .
3. Pull the straps over the side rails and attach them to the Velcro patch on the back of the bumper.
4. When the side rails are lowered, the bedrail bumpers can flip over the side rails and hang next to them.
5. To remove bedrail bumper, just detach the Velcro, un-loop the straps from around the side rails, and remove the bumper.

 **NOTE:** Do not remove product tag, cleaning instruction tag or law tag from the bedrail bumper. Removal of tags will void the warranty.

 **WARNING:** This product will not prevent falls. This product will not replace good care-giving practices including, but not limited to:

- Direct resident supervision
- Adequate care plans and training for staff personnel regarding resident diet, hydration, cleanliness, range of motion, entrapment, fall management, and repositioning
- Inspection and testing before use

Cleaning, Maintenance & Storage

Cleaning

We recommend using the following cleaning chemicals on your bedrail bumpers:

- Lysol® IC Quaternary Cleaner Disinfectant
- Clean Quick Broad Range Sanitizer
- Q-128 Quaternary Disinfectant

Other disinfectants may cause staining or damage to the product and void the warranty. Be sure to follow the manufacturer's recommended procedures when using these chemicals. (The trademarks and service marks used in this section are the property of their respective owners.)

Maintenance

Inspect the product for damage before each use and do not use it if it appears to be damaged or not functioning properly. Store out of the way or hanging next to the side rails when transferring resident in or out of bed.

Storage

When the product is going to be stored:

1. Store the product flat. Never store folded, rolled, or bent
2. Store in a cool dry place. Store in areas that have temperature or humidity control
3. Do not store near heaters or other products that could physically damage the product.
4. Do not place objects on the product during storage.

Limited Warranty

We offer to you, as the original purchaser, a warranty for the cover and foam of your bedrail bumpers. Our warranty applies for the limited warranty period stated below. If any product or product part listed below is defective in material or workmanship during the applicable limited warranty period, we will repair or replace it at our cost. Please note that the decision to repair or replace a product or product part will be at our discretion. Our warranty applies only if the product is properly maintained by the original purchaser for normal, indoor use and does not cover normal wear and tear, modification of the product, or damage caused by abuse, improper use, failure to maintain, use which exceeds the published product limitations, or the combination of any product with another product. In addition, our warranty does not cover fading, characteristics or natural variations of fabric, texture, colorfastness, stains, spills, or exposure to chemicals, odors, heat or light. In certain cases, we may provide you repair or adjustment instructions and/or replacement parts, and ask you to perform a repair or adjustment or replace a defective part.

Our warranty gives you specific legal rights, and you may also have other rights, which vary, from state to state. Please note that our limited warranty period begins when we ship the product to you. The limited warranty period and our obligations under the warranty end once you transfer the product to someone else, or at the end of the applicable limited warranty period identified below, whichever is earlier.

Product/Part	Foam Components (Parts)	Cover (Parts)	Anticipated Useable Product Life
Bedrail Bumper	1 year	1 year	1 year

Anticipated Usable Product Life is based on normal use with proper maintenance, cleaning and storage. You should still inspect, monitor and care for the product as described in this guide, as the product may need to be replaced sooner than anticipated in particular situations.

DIRECT SUPPLY MANUFACTURING, INC. MAKES NO IMPLIED WARRANTIES OF MERCHANTABILITY OR FITNESS FOR A PARTICULAR PURPOSE; THESE AND ALL OTHER IMPLIED WARRANTIES ARE SPECIFICALLY DISCLAIMED. TO THE FULLEST EXTENT ALLOWED BY LAW, DIRECT SUPPLY MANUFACTURING INC. WILL NOT BE LIABLE FOR ANY INCIDENTAL, SPECIAL, CONSEQUENTIAL OR PUNITIVE DAMAGES, OR LOST PROFITS THAT MAY RESULT FROM THE DEVICE OR YOUR USE OF OR INABILITY TO USE THE DEVICE EVEN IF ADVISED OF THE POSSIBILITY OF SUCH DAMAGES. OUR TOTAL LIABILITY TO YOU, IF ANY, IS LIMITED TO THE PRICE OF THE DEVICE OR SERVICE GIVING RISE TO YOUR CLAIM. Some states do not allow an exclusion or limitation of incidental or consequential damages or how long an implied warranty lasts, so the above limitations or exclusions may not apply to you. If implied warranties are not excluded, and to the extent allowed by law, we limit any and all implied warranties to the applicable warranty period identified above. Except for rights under any applicable state law, the remedies provided under this warranty are your sole and exclusive remedy for any breach of our warranty and state the entire limit of our responsibilities.

Customer Service

Our promise to you is that you will have a convenient and easy ordering experience, receive a quality bedrail bumper, and enjoy outrageous customer service. If you have any questions about the bedrail bumper you have purchased or would like to request warranty service, please contact: Direct Supply Equipment & Furnishings®, 1-800-634-7328, 6767 North Industrial Road, Milwaukee, WI 53223, deardirect@directsupply.net



1-800-634-7328 • directsupply.com

This product is available to purchase exclusively through Direct Supply Equipment & Furnishings®, a division of Direct Supply®, Inc. Distributed by Direct Supply® Manufacturing™, Inc., 6699 N Industrial Road, Milwaukee, WI 53223.

© 2009-2011 Direct Supply Manufacturing, Inc. All Rights Reserved. Direct Supply® and all associated logos are the registered trademarks of Direct Supply Inc.

Taking Cost Out of Healthcare®

