

CARROLL CS SERIES™ CS5™ BED



CS5 bed featured with Assist Rails, Kent Bed Ends and Invacare® Solace® Mattress

It's time to change your definition of value. The **Carroll CS Series™ CS5™ Bed** was developed for facilities requiring mobility at any height at a great value, and who appreciate the trademark Carroll CS Series Bed design elegance including the slat deck and tool-less assembly.

Features

Mobility at any Height – The CS5 bed is mobile in any position providing convenience for the caregiver.

Pure Vertical Rise – Raises straight up and down throughout the travel range, with zero horizontal movement of the casters minimizing potential damage to the wall or flooring.

Exclusive Slat Deck Design – Provides a comfortable sleep surface, allows for improved infection control and reduces wear and tear on the mattress.

Ergonomic Hand Pendant – Waterproof, sealed hand pendant designed to fit comfortably in the resident's hand.


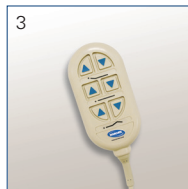

Dual Pendant Connections – Pendant connects to either

side of the bed, providing customized convenience for the resident.

Tool-less Assembly – The CS5 bed features tool-less assembly, minimizing set-up time.

Customizable Options –

- One-touch floor lock
- 39" or 42" Wide Deck
- 4" Bed Extender (84" Length)
- Attendant Control Panel
- Steering Lock
- Hi-Lo Lockout



Invacare Corporation
www.invacare-cc.com

USA

One Invacare Way
Elyria, Ohio
44035-4190
(800) 668-2337

Canada

994 Hargrieve Road
London, Ontario
N6E 1P5 Canada
(800) 668-2337

©2014

Invacare Corporation.
All rights reserved.
Trademarks are identified by the symbols ™ and ®. All trademarks are owned by or licensed to Invacare Corporation unless otherwise noted. Carroll CS Series and CS5 are trademarks of Carroll Healthcare. Specifications are subject to change without notification. Form No. 12-634 Rev. 07/14 140732

1. Tool-less Assembly
2. Mobility at any Height
3. Ergonomic Hand Pendant
4. Slat Deck Design



| Model # | Height Range | Sleep Surface | Weight Capacity | Regulation Compliance | Limited Warranty |
|---------|--------------|--------------------------------|-----------------|--|--|
| IHCS5 | 9" - 30" H | 76" - 80" L 36", 39", 42" W | 500 lb. | UL 60601-1 IEC 60601-2-38 CAN/CSA C22.2 No. 601.1 | 10 Years Frame 5 Years Mechanical 3 Years Electronics |

