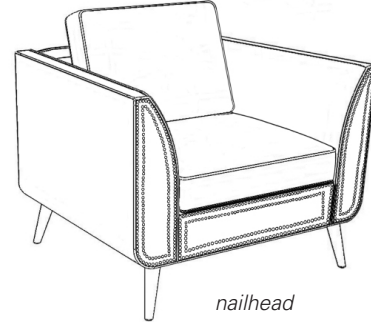




Maxwell Thomas[®]

By Direct Supply

Kosoma Common Area Collection



nailhead



Kosoma Dimensions	Overall Height	Overall Depth	Overall Width	Seat Height	Seat Depth	Seat Width	Arm Height	Unit Weight	COM Details*	Weight Capacity
Kosoma Sofa	35"	33"	90"	18"	18"	76"	29"	185 lbs.	15 yds.	700 lbs.
Kosoma Loveseat	35"	33"	64"	18"	18"	50"	29"	145 lbs.	12 yds.	600 lbs.
Kosoma Lounge Chair	35"	33"	37½"	18"	18"	23½"	29"	85 lbs.	9 yds.	350 lbs.

Frames:

7/8" plywood from managed sources. All joints are interlocking and/or glued, screwed and stapled for added strength and rigidity.

Floor Glides:

Nail-in nylon floor glides.

Back Suspension:

Fully upholstered with a foam covering over a high-tensile-strength zig-zag sprung platform.

Seat Cushion Fillings:

26 ILD/1.8 density high-resiliency foam wrapped in foam batting.

Customization:


Custom welting pattern is available for an upcharge. Use of multiple fabrics also is available for an upcharge.

Warranty:

10-year limited warranty on frame and mechanism.
10-year limited warranty on foam.
Fabric manufacturer's warranty on fabric.

Nailhead Finishes:

Optional. Available in brass, pewter, black nickel and vintage.



Frame Finishes:

Legs are available in finishes shown. Legs are shipped detached and the customer must screw them in.



* Fabric requirement for one chair includes the seat, arms and backrest.
* The estimated fabric requirement is based on 54"W (137 cm) material. The actual amount required may vary depending on pattern, pattern matching, material width or use of multiple fabrics.
* Different fabrics on seat and backrest is possible.