



Wintrop Harbor Common Area Collection



Wintrop Harbor Dimensions	Overall Height	Overall Depth	Overall Width	Seat Height	Seat Depth	Seat Width	Arm Height	Unit Weight	COM Details*	Weight Capacity
Wintrop Harbor Sofa	35"	31"	74"	19"	19"	62½"	23½"	101 lbs.	11 yds.	700 lbs.
Wintrop Harbor Loveseat	35"	31"	54"	19"	19"	41½"	23½"	71 lbs.	8¼ yds.	600 lbs.
Wintrop Harbor Lounge Chair	35"	31"	32½"	19"	19"	21½"	23½"	58 lbs.	5 yds.	350 lbs.

Frames:

Plywood from managed sources. All joints are interlocking and/or glued, screwed and stapled for added strength and rigidity.

Seat Suspension:

High-tensile-strength steel zig-zag sprung seat platform covered in moisture-proof fabric.

Back & Seat Cushion Fillings:

34 ILD/2.8 density high-resiliency foam wrapped in foam batting.

Back Suspension:

Fully upholstered with a foam covering over a high-tensile-strength zig-zag sprung platform.

Floor Glides:

Nail-in metal floor glides.

Customization:


Custom welting and nailhead patterns are available for an upcharge. Use of multiple fabrics also is available for an upcharge.

Warranty:

5-year limited warranty on frame and mechanism.
1-year limited warranty on foam.
Fabric manufacturer's warranty on fabric.

Wooden Legs:

Legs are available in the finishes shown below and ship attached.



* Fabric requirement for one chair includes the seat, arms and backrest.
* The estimated fabric requirement is based on 54"W (137 cm) material. The actual amount required may vary depending on pattern, pattern matching, material width or use of multiple fabrics.
* Different fabrics on seat and backrest is possible