

# Maxwell Thomas<sup>®</sup>

By Direct Supply

## Cedarburg

### Dimensions:

	Overall Height	Overall Depth	Overall Width	Seat Height	Seat Depth	Seat Width	Arm Height	Unit Weight	Wall Clearance
Power Lift Recliner	41"	39"	37"	19"	19"	21"	23"	205 lb	16"
Power Recliner	41"	39"	37"	19"	19"	21"	23"	175 lb	5"
Recliner	41"	39"	37"	19"	19"	21"	23"	130 lb	5"
Rocker Recliner	41"	39"	37"	19"	19"	21"	23"	145 lb	5"
SteadyTech Power Recliner	43"	40"	34"	19.5"	19"	19"	23"	161 lb	5"

**COM Details:** Minimum: 7 Yards

**Weight Capacity:** 350 lb

**Frames:** Hardwood from managed sources. All joints use corner blocks; glued and stapled for added strength and rigidity.

**Seat Suspension:** Synthetic webbing, foam and sinuous wire springs.

**Back Cushion:** Pillow back with blown foam fiber. Backrest cushions are attached.

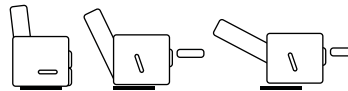
**Back & Seat Cushion Fillings:** 27 - 33 ILD / 2.6 density high-resiliency foam wrapped in foam batting.

**Floor Glides:** Nylon Glides.

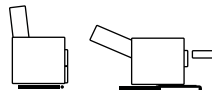
**Customization:** Use of multiple fabrics available for an upcharge.

### Reclining Mechanism:

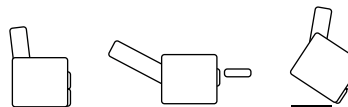
**Recliner & Rocker Recliner:** Standard 3-position reclining wall-saver mechanism operated by a lever on the user's right side.



**Power Recliner:** Power-reclining wall-saver mechanism operated by a corded hand pendant.



**Power Lift Recliner:** Power-lift wall-saver mechanism operated by a corded hand pendant.\*



**SteadyTech Power Recliner:** Power-reclining wall-saver mechanism with added extending stabilizers for maximum protection against forward-tipping. Choose SteadyTech when there is risk of a user forgetting to lower the legrest before attempting to exit the chair, such as skilled nursing and memory care settings. US patents 11,406,190 and 11,805,908.



### Warranty:

Warranty on frame: 10 Year Limited.

Warranty on mechanism parts: 3 Year Limited.

Warranty on mechanism: 3 Year Limited.

Fabric manufacturer's warranty on fabric.

\* Fabric requirement for on chair includes the seat, arms and backrest.

\* The estimated fabric requirement is based on 54"W (137 cm) material. The actual amount required may vary depending on pattern, pattern matching, material width or use of multiple fabrics.

\* Different fabrics on seat and backrest is possible.

\* **WARNING:** Do not lean too far forward when the recliner is reclined. This can cause the recliner to tip forward, and could result in injury to the resident and/or caregiver.

1-800-889-3957 [DirectSupply.com](http://DirectSupply.com)